

# HUME STEEL FRAME ENQUIRY FORM

Please ensure all areas are completed on the form before sending back to Hume.

For options provided with a box please tick eg



Please complete one (1) form per frame.

Please ensure all measurements are accurate, site measured and checked before ordering.

## STEP 1 ENTER CUSTOMER DETAILS

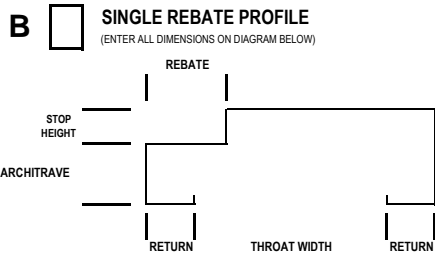
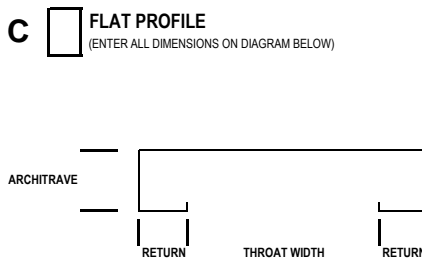
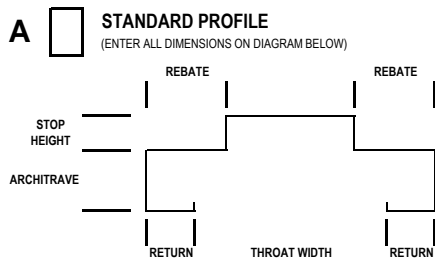
Customer: \_\_\_\_\_ Date: \_\_\_\_\_  
 Site Address: \_\_\_\_\_ Reference: \_\_\_\_\_  
 Site Contact: \_\_\_\_\_ Contact Number: \_\_\_\_\_  
 Ordered By: \_\_\_\_\_ Order Number: \_\_\_\_\_  
 Signed & Approved: \_\_\_\_\_

## STEP 2 ENTER DOOR INFORMATION

Door Height: \_\_\_\_\_ Fire Rated or Non Rated: \_\_\_\_\_  
 Door Width: \_\_\_\_\_ Single or Double: \_\_\_\_\_  
 Door Thickness: \_\_\_\_\_ Quantity: \_\_\_\_\_

## STEP 3 CHOOSE YOUR PROFILE AND ENTER PROFILE MEASUREMENTS

PLEASE ENSURE ALL DIMENSIONS ARE ENTERED ONTO DIAGRAM OF YOUR SELECTED PROFILE BEFORE SENDING BACK TO HUME



**STANDARD SIZE REFERENCE GUIDE**

**REBATE**  
 41mm (for 35mm thick door)  
 47mm (for 40mm thick door)  
 51mm (for 45mm thick door)  
 Please note: Metal cladding etc. will increase door thickness

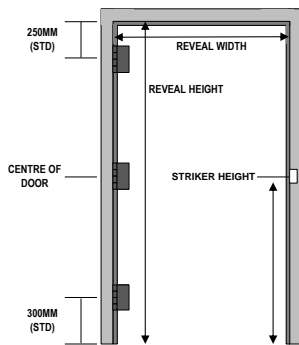
**STOP HEIGHT**  
 Non Rated = 15mm  
 Fire Rated = 25mm

**THROAT WIDTH**  
 Non Rated = 86,93,102,114,145,193  
 Fire Rated = 114,145,193

**RETURN**  
 12mm

**ARCHITRAVE**  
 38mm

## STEP 4 ENTER FRAME SIZE, STRIKER POSITION, HANDING & HINGE DETAILS



**REVEAL HEIGHT** = \_\_\_\_\_  
 (Non Rated = Door Height + 25mm)  
 (Fire Rated = Door Height + 15mm)

**REVEAL WIDTH** = \_\_\_\_\_  
 (Single Door = Door Width + 4mm)  
 (Double Doors = Door Width + 6mm)

**STRIKER HEIGHT**  
 1042mm (Non Rated)   
 1032mm (Fire Rated)

**FRAME THICKNESS**  
 1.15mm (STD for Non Rated & Mini Fire Rated)   
 1.5mm (Maxi Fire Rated must be this size)

**FRAME MATERIAL**  
 ZINC (STD)   
 GALVANISED

**HANDING (VIEWED FROM INSIDE)**

LH	RH	DOUBLE	PLAIN
<input type="checkbox"/>	<input type="checkbox"/>	<input type="checkbox"/>	<input type="checkbox"/>

**NUMBER OF HINGES**  
 3 (STD)   
 4

**HINGE SIZE**  
 100x75 (STD for Non Rated & Mini Fire Rated)   
 100x100 (Maxi Fire Rated must be this size)

**HINGE MATERIAL**  
 ZINC (STD)   
 STAINLESS STEEL

## STEP 5 ENTER WALL TYPE & FIXING METHOD


**NEW OR EXISTING WALL**  
 NEW   
 EXISTING

**KNOCK DOWN OR ASSEMBLED**  
 KNOCK DOWN   
 ASSEMBLED

**WALL TYPE**  
 BRICK   
 BLOCK   
 STUD   
 OTHER \_\_\_\_\_

**FRAME FIXINGS**  
 STRAP FIXING   
 WIRE TIES   
 DYNABOLT (TUBE FIX)   
 SCREW HOLES ONLY

**STUD CLIPS**   
 (PLEASE TICK STUD CLIP SIZE REQUIRED BELOW)  
 6mm  13mm  26mm   
 10mm  16mm  32mm



## STEP 5 RETURN COMPLETED FORM TO YOUR NEAREST HARDWARE STORE

Please ensure all areas of the form have been completed and checked then take to your nearest hardware store to arrange a quote

Please go to our website [www.humedoors.com.au](http://www.humedoors.com.au) and visit our Store Locator page for your closest Hume Stockist

If you have any questions please contact the Door Sales Department on (02) 9794 1111