

HUME DOORS & TIMBER
Queensland



Pinetrim **PLUS**

Pre-primed Ready to Finish Timber Door Jamb, Window Reveal, Skirting & Architrave, & Mouldings



JULY 2019

PRODUCT CATALOGUE

www.humedoors.com.au

100% Australian Owned



Pinetrim

PLUS

Pre-primed Ready to Finish Timber Door Jamb,
Window Reveal, Skirting & Architrave, & Mouldings

CONTENTS

PINETRIM PLUS DESIGN & INSTALLATION AT A GLANCE

Why Specify Pinetrim Plus?	4
How to Specify	4
Installation & Fixing	4
Painting	4
Health & Safety	4

PINETRIM PLUS PROFILE DRAWINGS

Square Dressed Boards	5
Bullnose:	
11mm Bullnose Skirting & Architraves	6
18mm Bullnose Skirting & Architraves	6
Colonial #1 & NSW Colonial:	
Colonial #1: 11mm Skirting & Architraves	7
NSW Colonial: 11mm Skirting & Architraves	7
Single Bevel:	
11mm Single Bevel Skirting & Architraves	8
18mm Single Bevel Skirting & Architraves	8
Half Splayed:	
11mm Half Splayed Skirting & Architraves	9
18mm Half Splayed Skirting & Architraves	9

11mm Skirting & Architraves:	
11mm Classic	10
11mm Coolum Cove	10
11mm Pencil Round	10
11mm Colonial #2	10
18mm Skirting & Architraves:	
18mm Territory Bevel	11
18mm Pencil Round	
18mm NSW Step	11
18mm Skirting & Architraves:	
18mm Colonial B	12
18mm Lambs Tongue	12
Rebated Door Jambs	13
Lining Boards	14
Window Reveals	15



HUME DOORS & TIMBER (QLD) PTY LTD

BRISBANE:
86–92 Mudgee Street, Kingston, QLD 4114
P: (07) 3489 6200 | E: timbersales@humedoorsqld.com.au

CAIRNS:
4 Ponza Street, Woree, QLD 4868
P: (07) 4041 2099 | E: hdtcairns@humedoorsqld.com.au

SUNSHINE COAST:
14 Junction Drive, Coolum Beach, QLD 4573
P: (07) 5446 2640 | E: hdtcoolum@humedoorsqld.com.au

DARWIN:
3 Adams Road, Yarrowonga, NT 0830
P: (08) 8932 3733 | E: hdtnt@humedoorsqld.com.au

Pinetrim PLUS

DESIGN & INSTALLATION AT A GLANCE

Pinetrim Plus provides a durable foundation coat consisting of a primer and undercoat system which is pre-sanded and ready for top coat application.



Why Pinetrim Plus?

Pinetrim Plus is manufactured from plantation grown FSC and PEFC certified Radiata pine. The benefits of this product are:

- **Maximum Stability:** Pinetrim Plus is produced from a defect free, finger jointed Radiata product.
- **Defect Free:** The priming and sanding process has been developed to provide an imperfection-free finish.
- **Superior Paint Finish:** The three-coat priming system used in the manufacture of Pinetrim Plus has been developed over 10 years and proven to be hard wearing whilst giving a superior base for a second-to-none final paint finish.



How To Specify

Pinetrim Plus suits all applications and requirements within the residential and commercial markets. The following must be considered before use of the product:

- Site-specific conditions, moisture, fixing point;
- Durability requirements of all fastenings;
- Regional or local building codes for treatment requirements;
- And anything else relevant to the project.



Installation & Fixing

- Ensure all cutting tools and saw blades are sharp and in good order for best performance. A finishing blade with a thin kerf or high tooth count is recommended when using power saws.
- Prepare boards by lightly sanding and priming all cut ends with premium acrylic primer undercoat.
- 11mm thick Pinetrim Plus mouldings should be fastened with a 38mm finishing brad.
- 18mm thick Pinetrim Plus mouldings should be fastened with a 50mm finishing brad.
- 30mm thick Pinetrim Plus mouldings should be fastened with a 63mm finishing brad.
- It is important not to over-fix Pinetrim Plus. We do not recommend nailing within 20mm of the profile end, as splitting may occur.
- When joining the profile, mitre cuts should be used and the joint must be glued using either a PVA or PU adhesive.
- Pinetrim Plus can also be fixed using a contact and wall adhesive in accordance with the manufacturer's instructions.



Painting

Prior to painting fill all nail holes from the fixing process with a quality acrylic or wood filler.

Once cured, sand excess filler with a 180 grit sandpaper.

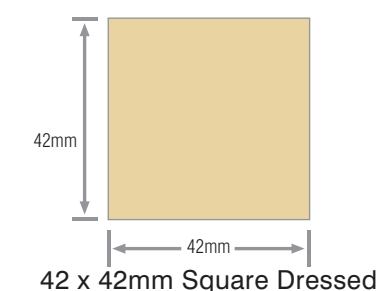
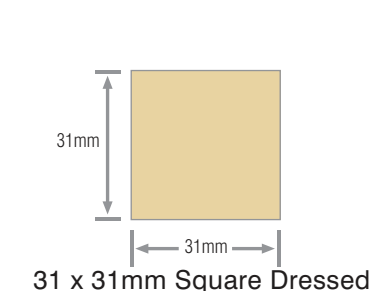
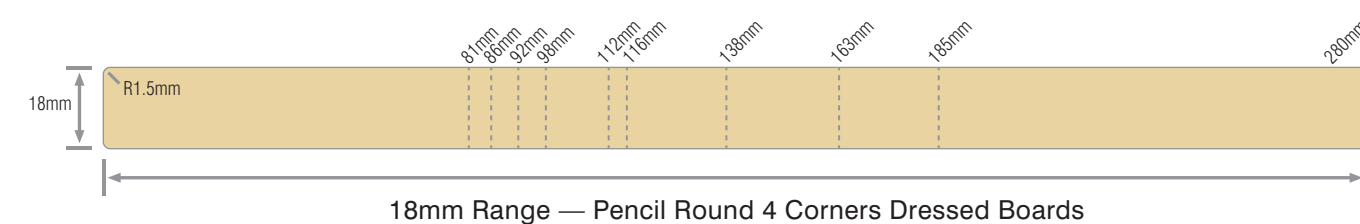
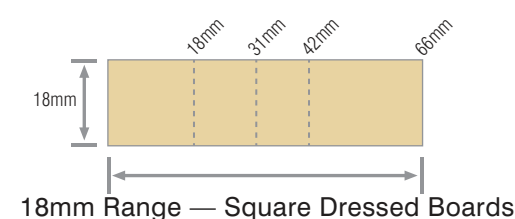
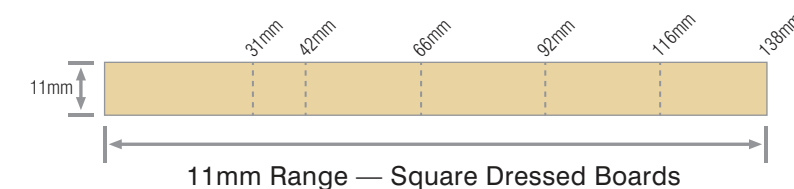
- Ensure mouldings are free of dust and dirt prior to painting.
- Apply two coats of either acrylic, enamel or latex paint, sanding between coats to achieve the ultimate finish.
- For best results, we recommend Pinetrim Plus is painted within one month of installation.



Hume Safety

- Ventilated working areas.
- PPE (Personal Protective Equipment).
- Correct tools for the job.

PINETRIM PLUS | SQUARE DRESSED BOARDS

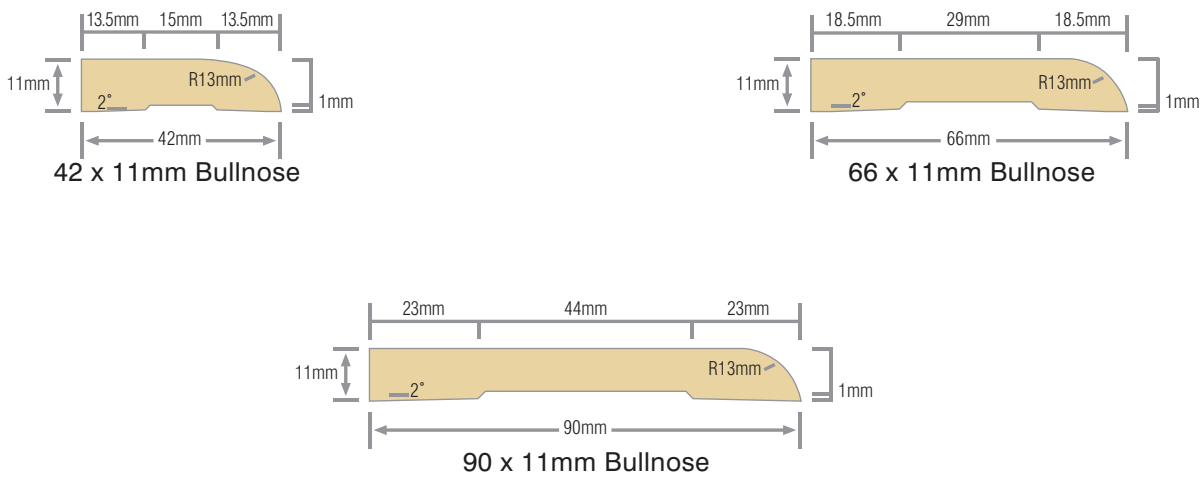




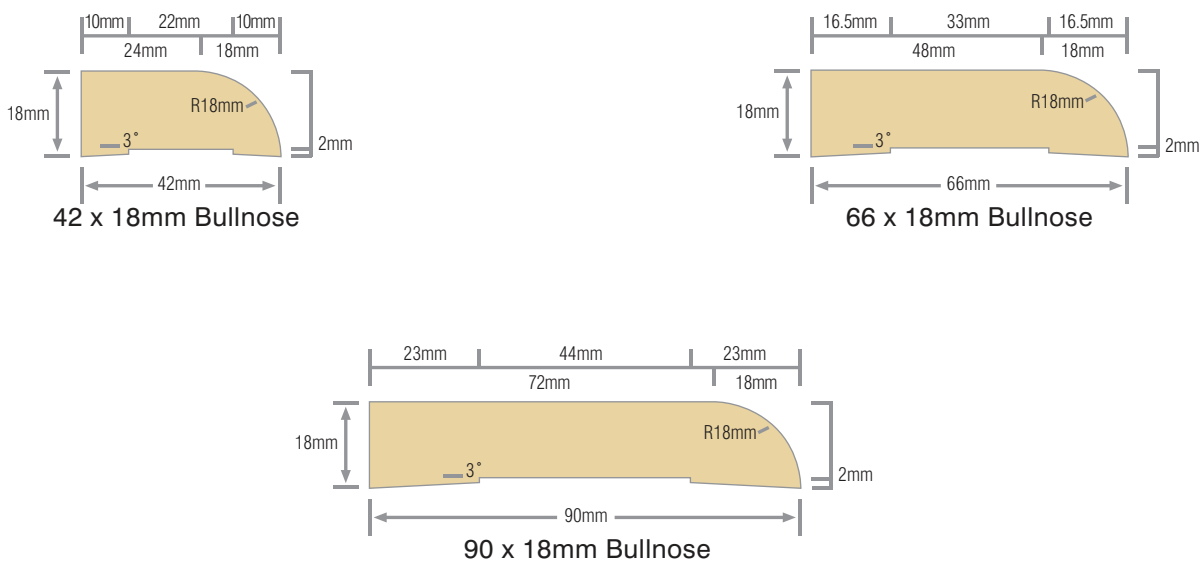
Pinetrim PLUS

PINETRIM PLUS | BULLNOSE

11mm Bullnose Skirting & Architraves

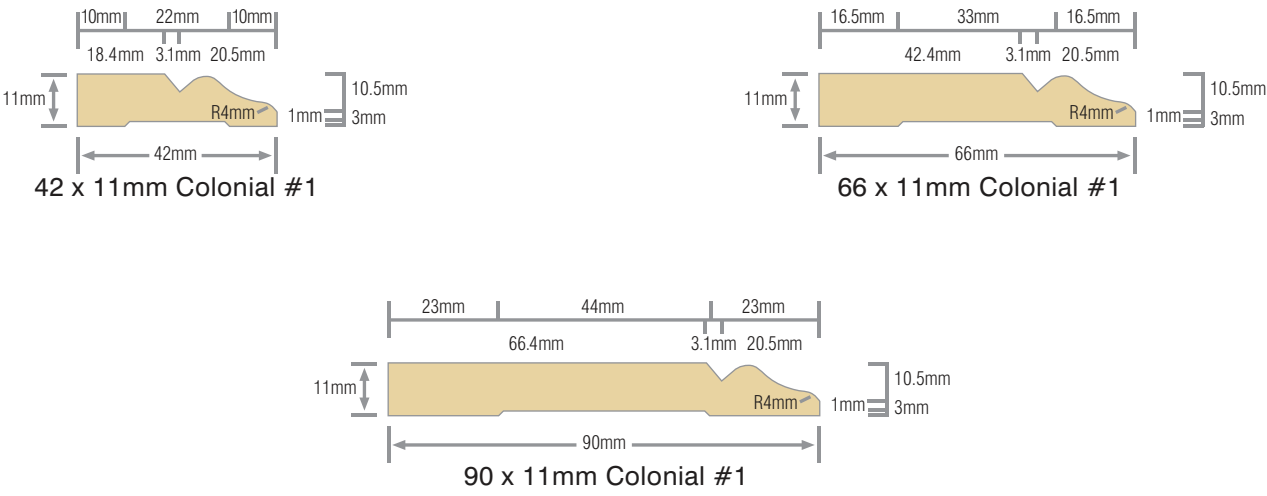


18mm Bullnose Skirting & Architraves

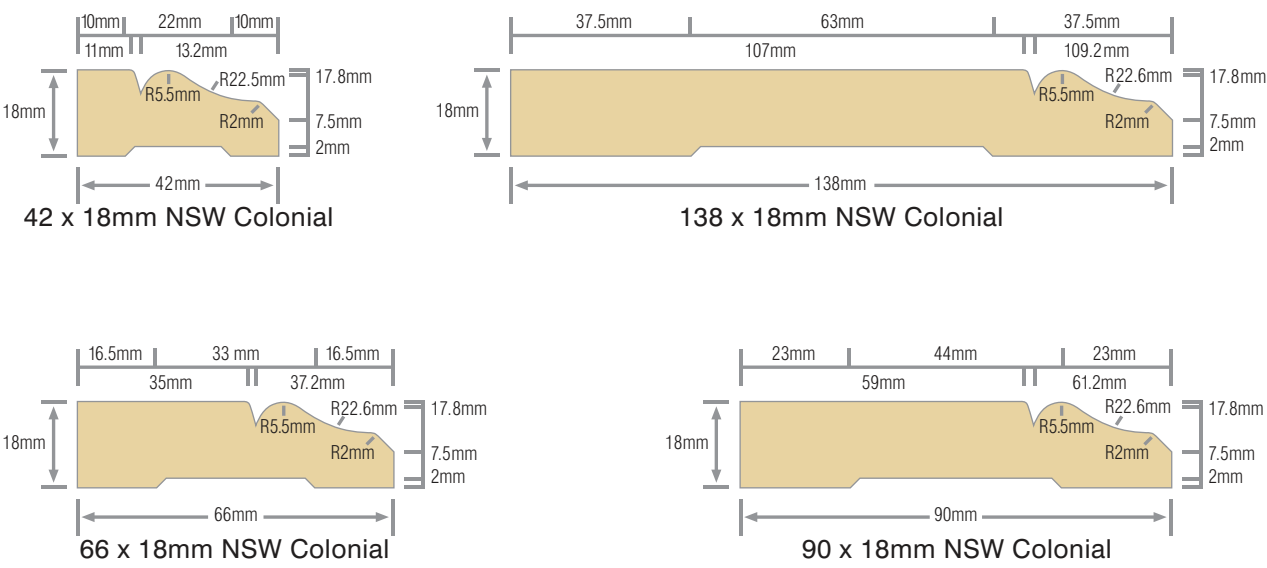


PINETRIM PLUS | COLONIAL #1 & NSW COLONIAL

Colonial #1 Skirting & Architraves



NSW Colonial Skirting & Architraves

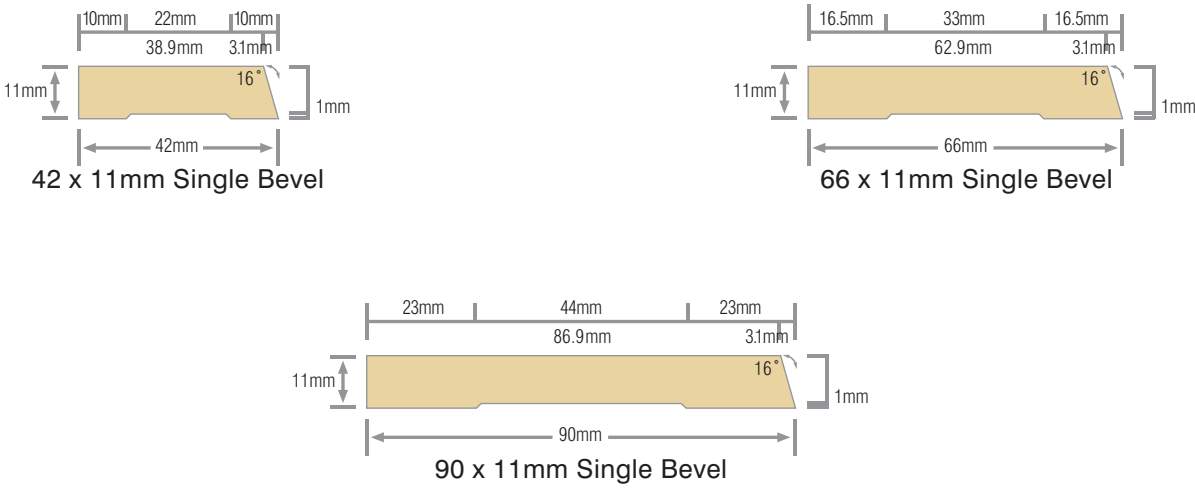




Pinetrim PLUS

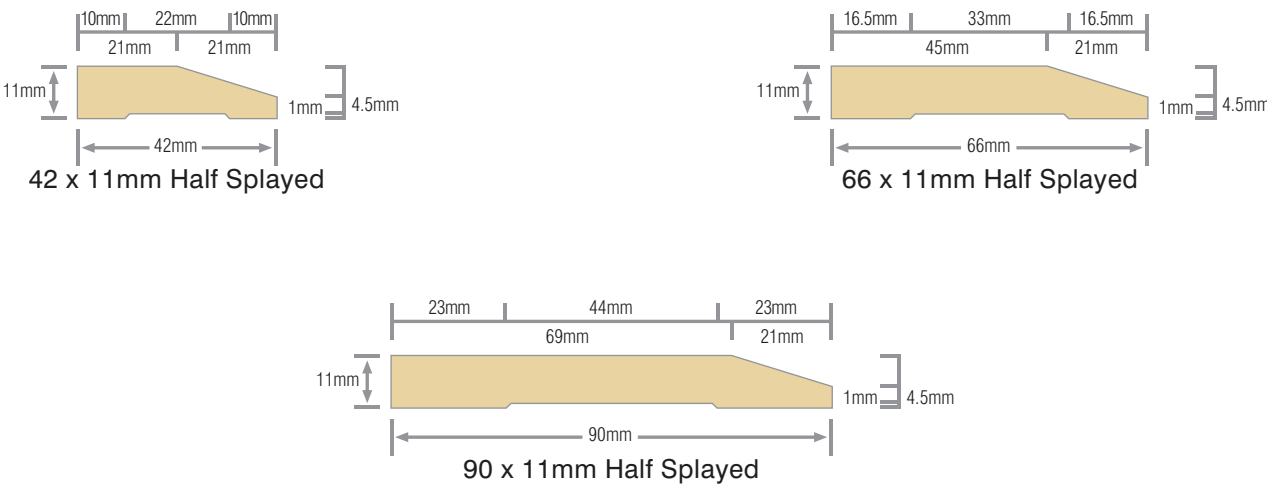
PINETRIM PLUS | SINGLE BEVEL

11mm Single Bevel Skirting & Architraves

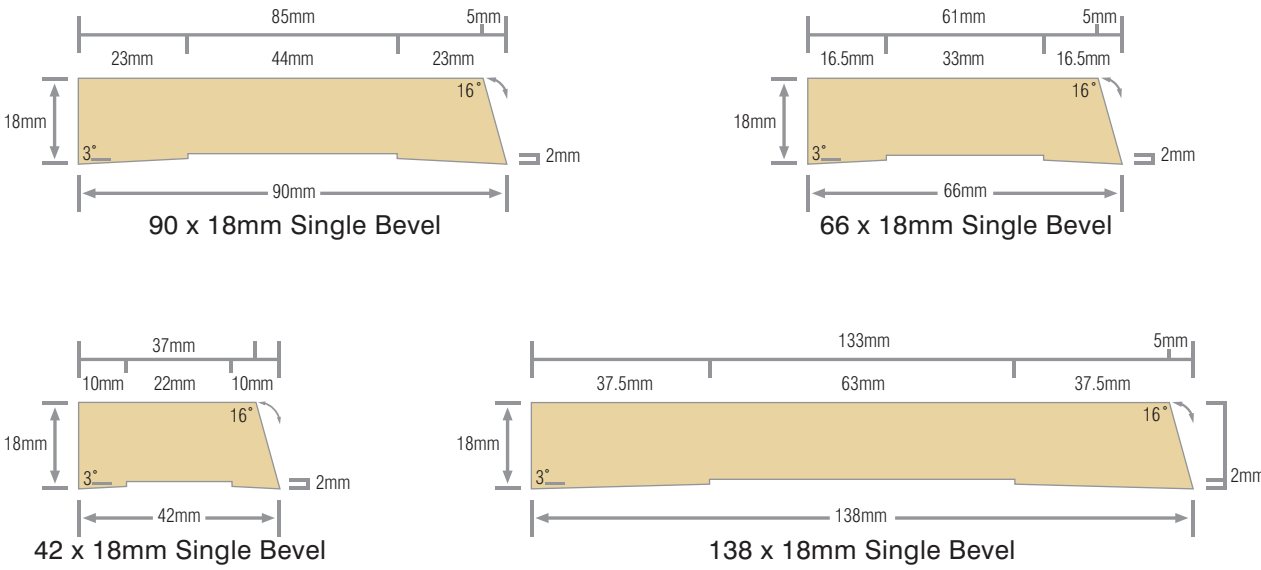


PINETRIM PLUS | HALF SPLAYED

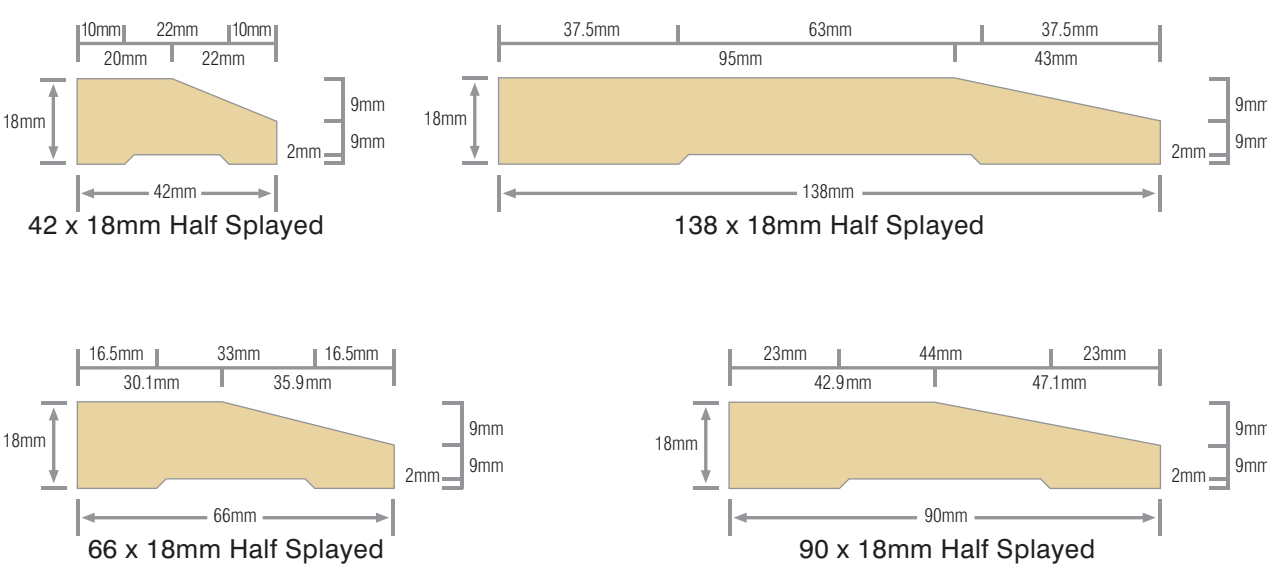
11mm Half Splayed Skirting & Architraves



18mm Single Bevel Skirting & Architraves



18mm Half Splayed Skirting & Architraves

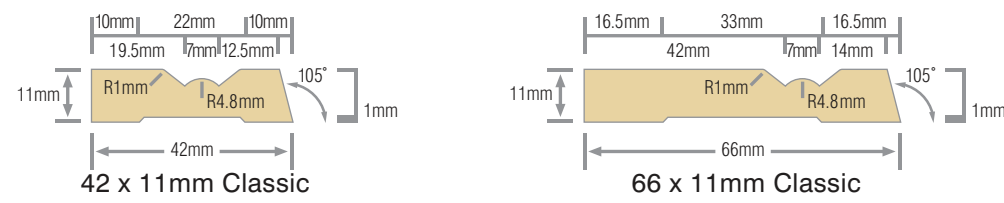




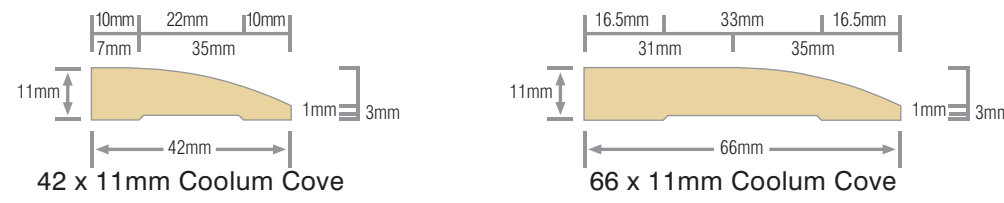
Pinetrim PLUS

PINETRIM PLUS | 11mm SKIRTING & ARCHITRAVES

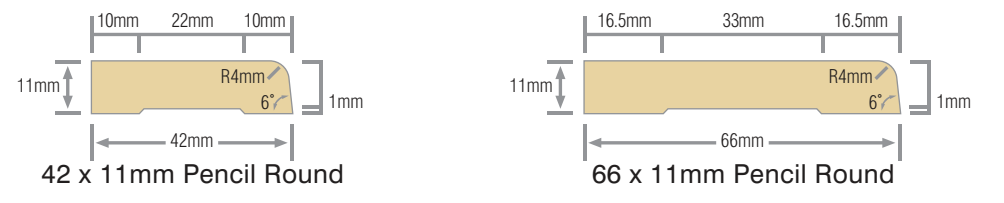
11mm Classic



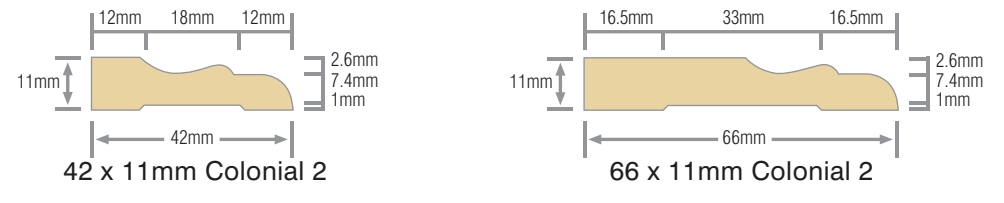
11mm Coolum Cove



11mm Pencil Round

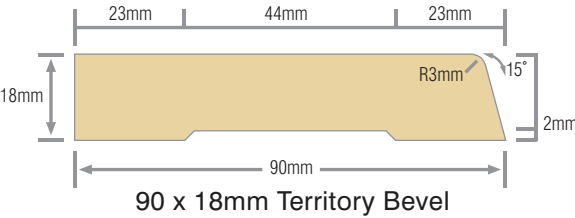



11mm Colonial #2




PINETRIM PLUS | 18mm SKIRTING & ARCHITRAVES

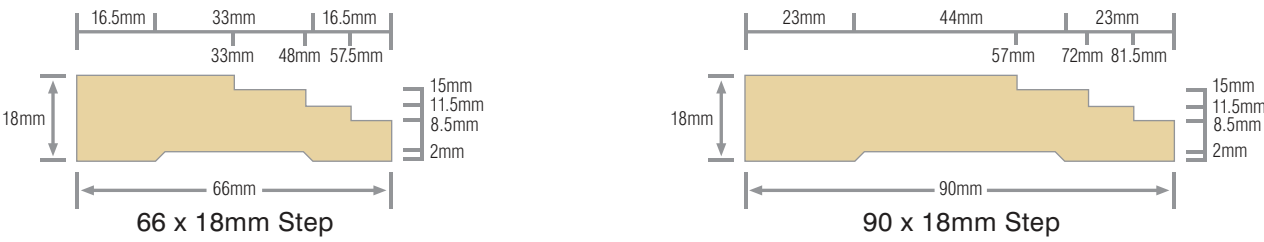
18mm Territory Bevel



18mm Pencil Round



18mm NSW Step

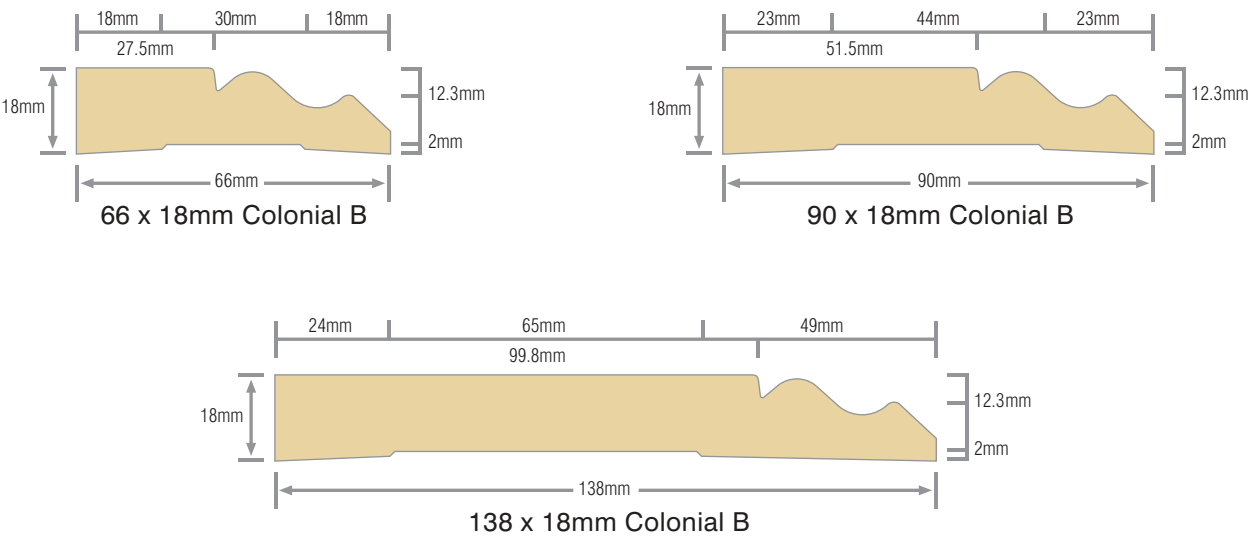




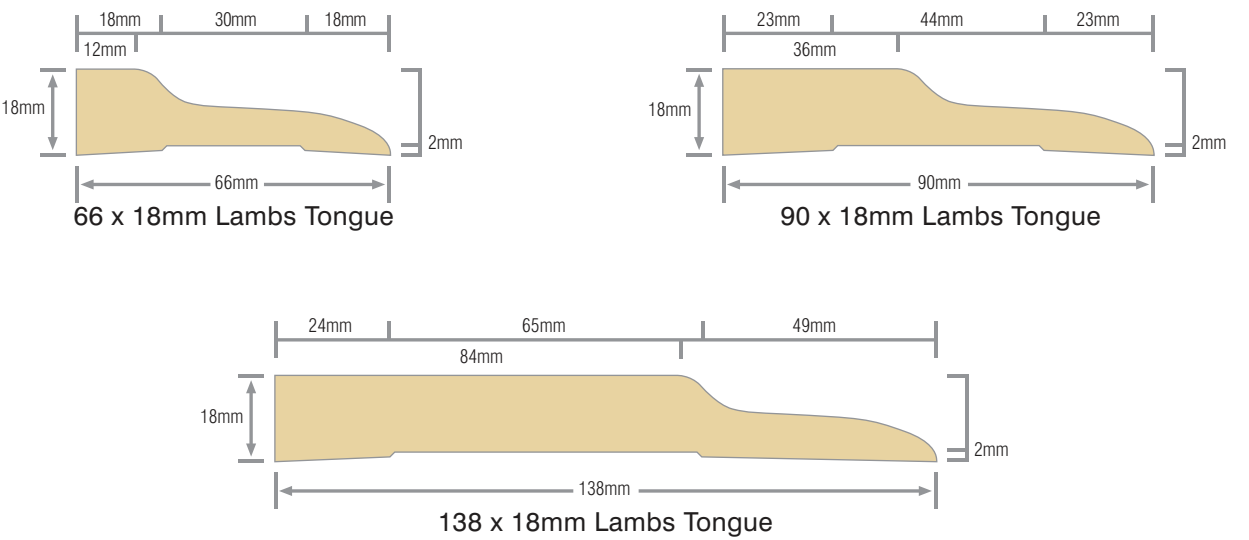
Pinetrim PLUS

PINETRIM PLUS | 18mm SKIRTING & ARCHITRAVES

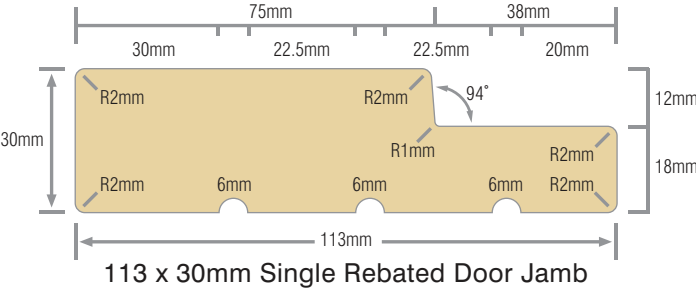
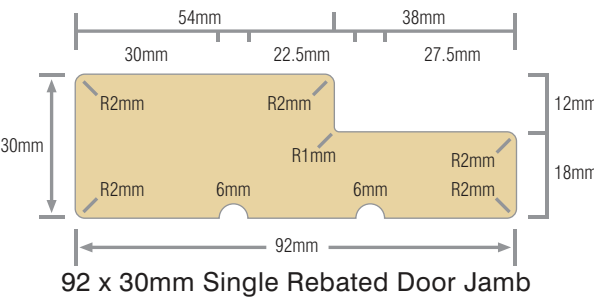
18mm Colonial B



18mm Lambs Tongue

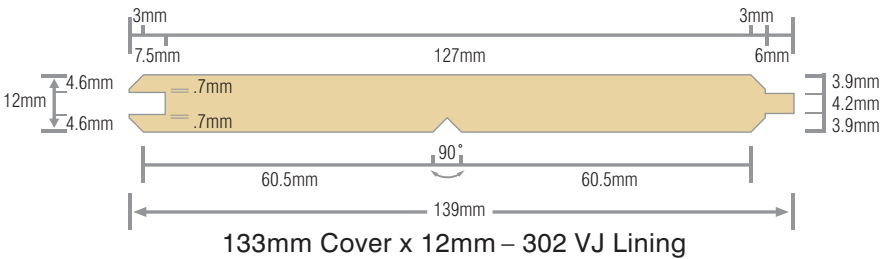


PINETRIM PLUS | REBATED DOOR JAMBS

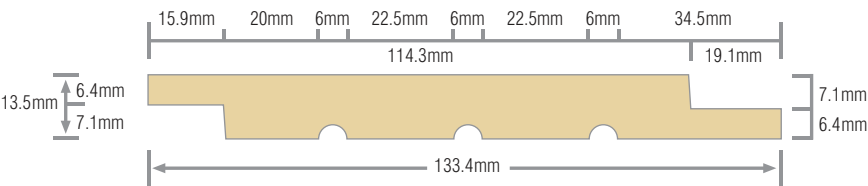




PINETRIM PLUS | LINING BOARDS

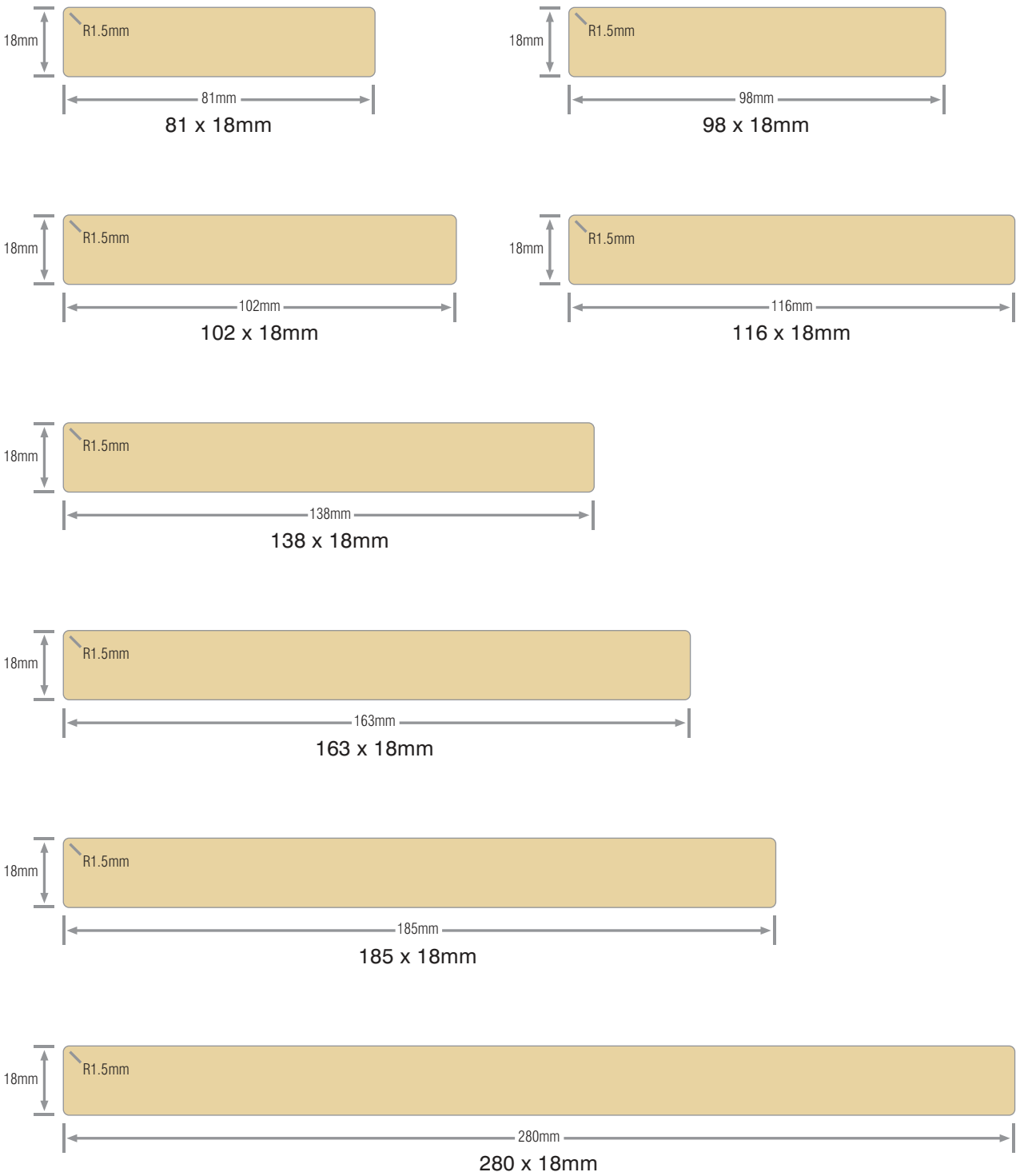


133mm Cover x 12mm – 302 VJ Lining



133mm Cover x 13mm – Shiplap Lining

PINETRIM PLUS | WINDOW REVEALS



HUME DOORS & TIMBER
Queensland



Pinetrim **PLUS**

Pre-primed Ready to Finish Timber Door Jamb,
Window Reveal, Skirting & Architrave, & Mouldings

LOCATIONS:

HUME DOORS & TIMBER (QLD) PTY LTD

BRISBANE:

86–92 Mudgee Street, Kingston QLD 4114

P: (07) 3489 6200

E: timbersales@humedoorsqld.com.au

SUNSHINE COAST:

14 Junction Drive, Coolum Beach, QLD 4573

P: (07) 5446 2640

E: hdtcoolum@humedoorsqld.com.au

CAIRNS:

4 Ponza Street, Woree, QLD 4868

P: (07) 4041 2099

E: hdtcairns@humedoorsqld.com.au

DARWIN:

3 Adams Road, Yarrowonga, NT 0830

P: (08) 8932 3733

E: hdtnt@humedoorsqld.com.au

www.humedoors.com.au

100% Australian Owned