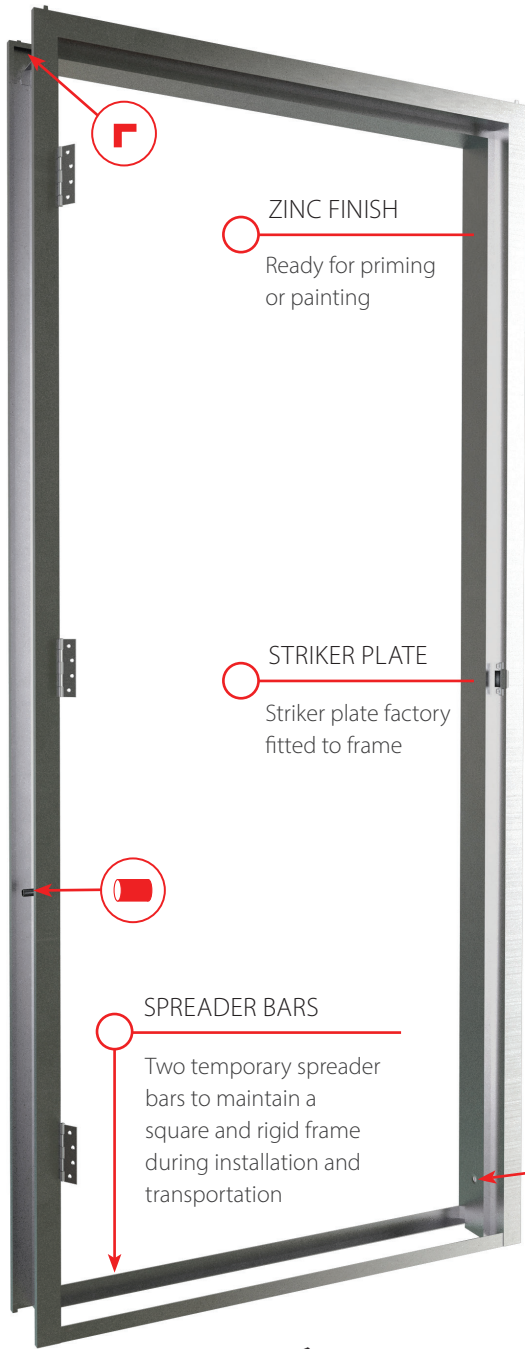
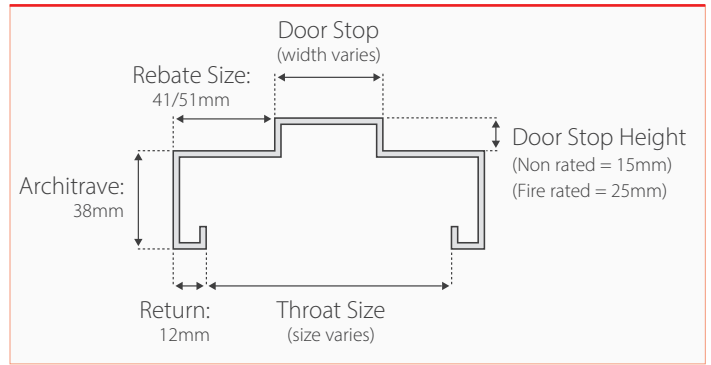




COMMERCIAL STEEL DOOR FRAME

1 Year Guarantee

STEEL FRAME PROFILE DETAILS



COMPLETE RANGE TO SUIT EVERY APPLICATION

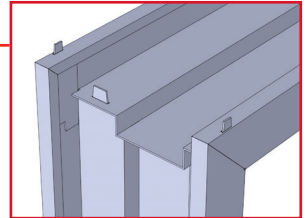
Our team can design and produce any type of steel door frame and will gladly accept your enquiry no matter how unusual.

3 HINGES INCLUDED

Hinges are screw-fixed to the frame for easy door removal. Steel frames require 3 hinges to meet guarantee for solid doors.

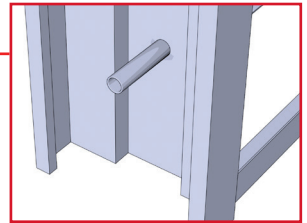
CORNER DETAIL

Knock Down frame parts slot together accurately. Push lugs down to secure frame.



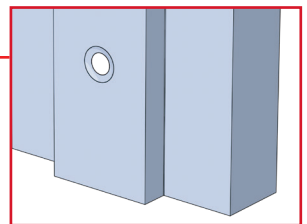
TUBE FIX

Protects the fixing hole from being blocked during the back filling of the frame. Back filling is required for fire rated applications.

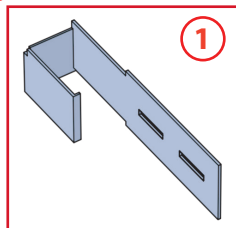
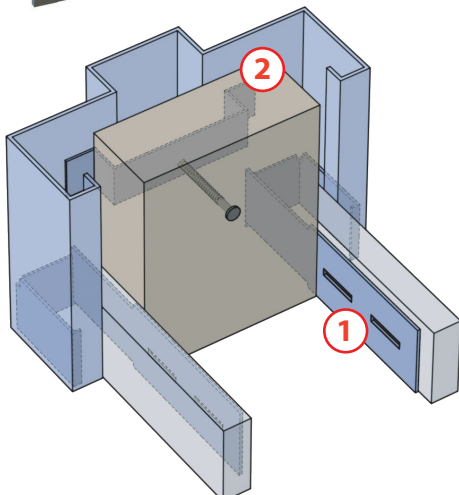


DIMPLE FIX

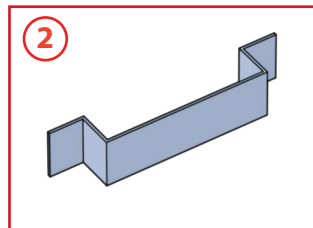
A countersunk hole for a mechanical anchor fixing into masonry walls.



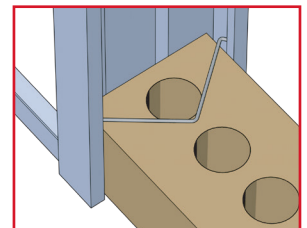
MORE FIXING SOLUTIONS



STUD CLIPS



STRAP FIX



BRICK TIE

FOR PRICING EMAIL OUR ESTIMATING TEAM

estimating@humeddoors.com.au

Steel door frame warranty refer to page 62