


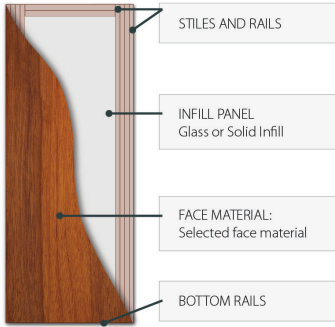
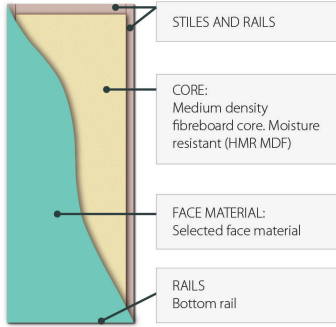
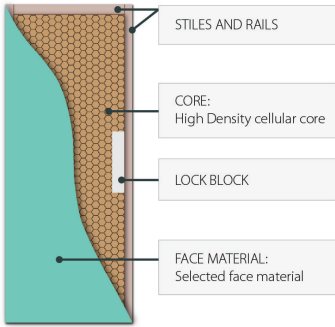
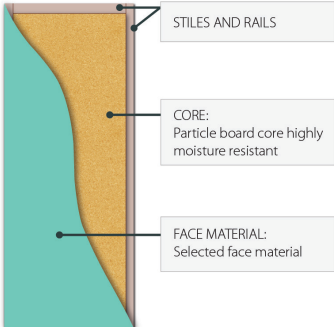




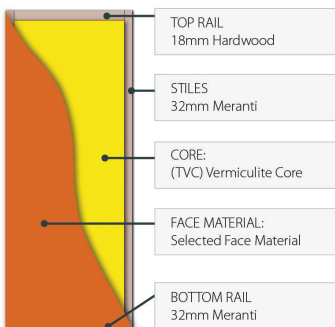
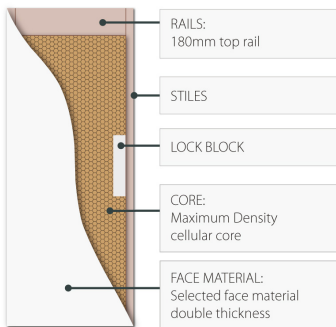
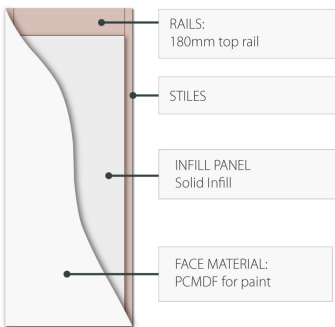
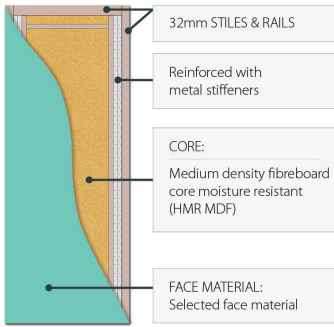




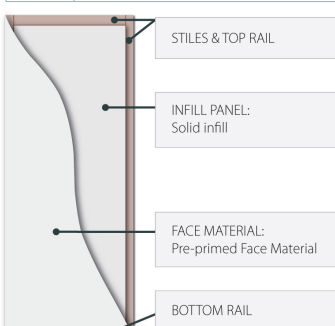
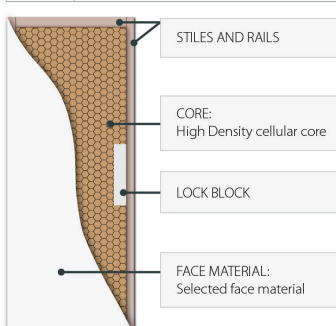
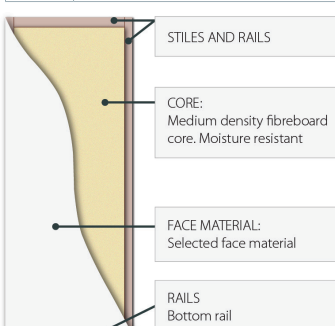
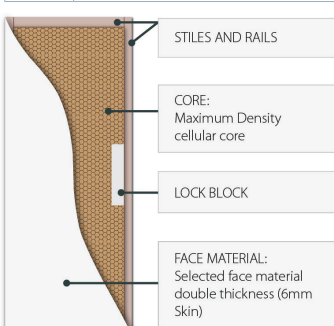




 Engineered Joinery	 Solid HMR MDF Core (DB)	 Honeycomb Core (Hollowcore X1)	 Solicore Particleboard Core (SCX1)
			
 BAL 40 Construction	 Frontier Premium Hollow Core (SG)	 Frontier Ultimate Solid Infill Core	 Door Stiffener (HMR MDF)
			
 Hampton Construction	 Honeycomb Core (Hollow Core H1)	 Solid HMR MDF Core (HV)	 Honeycomb Core (Hollowcore SG) 6mm Skin
			
 Honeycomb Core Large Cell (Hollow Core Moulded Panel)	 Solicore Particleboard Core (SCX1 Moulded Panel)	 Solicore Particleboard Core (SCX1 PCMD)	 Solid Timber Pine Core (STPC Blockboard)
