



HUME DOORS & TIMBER

100% Australian Owned



Dinetrin **XT[®]**

H3 LOSP Pre-primed Timber Chamfer,
Weatherboard & Moulding Profiles

JANUARY
2025

PRODUCT CATALOGUE



PINETRIM XT® | JANUARY 2025





CONTENTS

*Pinetrim*XT®

H3 LOSP Pre-primed Timber Chamfer, Weatherboard & Moulding Profiles

PINETRIM XT® PRODUCT INFORMATION, INSTALLATION & USE

4	Where to Use	5	Information for Designers
4	Points to Consider	5	Environmental Commitment
5	Information for Installers	5	FSC® Certification

PINETRIM XT® PROFILE DRAWINGS

6	Dressed All Round:	22	Cladding Products:
6	11mm	22	Chamfer Board
7	18mm	23	Lining Board
9	30mm	24	Rusticated Weatherboard
10	42mm	24	Sawn Face Weatherboard
12	GL8 Structural:	25	Skirting & Architrave:
12	Beams	25	11mm Bullnose
13	Posts	25	18mm Bullnose
14	Handrail Components	26	11mm Colonial #1
14	Handrail	26	18mm NSW Colonial
14	Balustrade	27	11mm & 18mm Single Bevel
15	Mid Rail	27	18mm Territory Bevel
15	Bottom Rail	28	11mm Half Splayed
16	Door Jambs:	28	18mm Half Splayed
16	138 x 30mm	29	18mm Pencil Round
17	Double Rebated 138 x 30mm	29	18mm Double Pencil Round
18	163 x 30mm	30	11mm Coolum Cove
19	42mm	30	18mm Lambs Tongue
20	Fascia:	31	Mouldings & Small End Sections:
20	18mm	31	Quad
20	25mm	31	Cornice
21	30mm	32	D Mould
		32	Scotia
		32	External Angle

WARRANTY

33	Hume Doors & Timber Warranty
----	------------------------------

BRANCH LOCATIONS

36	Hume Doors National Locations
----	-------------------------------



PRODUCT INFORMATION, INSTALLATION & USE

Pinetrim^{XT}®

H3 LOSP Pre-primed Timber Chamfer, Weatherboard & Moulding Profiles

Pinetrim XT[®] comprises timber chamfer, weatherboards, structural products and moulding profiles, together with all associated timber componentry that is supplied pre-sanded and pre-primed and undercoated with an acrylic paint system, ready for installation.

Pinetrim XT[®] is manufactured from finger jointed, glue laminated Radiata Pine timber products that have been treated to H3.1, meaning it is suitable for use as an external product range.

Where To Use:



Corrosion Zones

All corrosion zones with appropriate fixings.



Buildings

New and existing buildings, founded on concrete floor slab, rib raft or timber piles.



Framing & Installation

Face-fixed or installed on a ventilated cavity. Steel or timber stud framed building.

Points to Consider:



General Information:

- Site-specific conditions, wind zone, corrosion, proximity to relevant boundaries;
- The existing building — such as structural performance;
- Junctions with other cladding materials;
- Other materials likely to impact on performance of the installed chamfer, weatherboard, structural products and moulding profiles;
- And anything else relevant to the project.



Installation

- Prepare boards by priming all cut ends with two coats of premium acrylic primer undercoat to end-seal. When using any external cladding, all sides must be pre-coated with a top coat of quality primer.
- Install to E2/AS1 and Good Practice Guide for Timber Cladding.
- Fill all nail holes with filler, then sand and prime.
- Finish with a minimum of two coats of a high-grade acrylic exterior-grade top coat paint.
- Avoid dark colours. Only specify paint using colours with an LRV of 45 or higher.



On Site Storage

- Store flat, covered and 150mm off the ground to maintain the desired moisture content.



Treatment Level & Guarantee

- Pinetrim XT products are treated to a H3 level for prevention of fungal, rot and Termite attack.
- Pinetrim XT is treated to Australian standard AS 1604.1.2012.
- Pinetrim XT is treated using Australian certified and registered treatment facilities under 061 64 H3, 467 64 H3 & 042 64 H3
- Pinetrim XT carries a 15 year guarantee, as further outlined in the Warranty section.



Care & Maintenance

- Wash down at least annually, using a mild detergent and a soft brush. During annual check, remove moss, mould and mildew, and fix cracks and flashings as necessary.
- Recoat every 5–7 years with two coats of exterior acrylic topcoat or as per paint manufacturer's recommendations.



Hume Safety

- Ventilated working areas.
- PPE (personal protective equipment).
- Correct tools for the job.



PRODUCT INFORMATION, INSTALLATION & USE

Pinetrim^{XT}

H3 LOSP Pre-primed Timber Chamfer, Weatherboard & Moulding Profiles

Information For Installers

Health & Safety

When installing the Pinetrim XT product range take all necessary steps to ensure your safety and the safety of others:

- When you are cutting or drilling ensure there is adequate ventilation or mechanical dust extraction.
- Ensure the timber is well supported when you are cutting and nailing.
- Use safety glasses, ear protection, and wear appropriate clothing and footwear.
- Use all tools in accordance with the relevant instruction manuals.
- Select and use the right equipment for working at height.
- Plan and monitor a safe approach for working at height.
- Use ladders and stepladders to ensure safe working.
- Clear the work area of any obstructions before you start.

General Installation

The Pinetrim XT product range can be installed by an advanced DIYer or above. General carpentry and woodworking tools are all you will need to install the cladding system.

Although the Pinetrim XT range is supplied pre-sanded and pre-primed, cut ends will require sealing before installation.

Refer to the typical details and relevant nailing patterns to assist in the installation of Pinetrim XT.

Before any cladding/ fascia products are fitted, apply at least one initial coat of high quality water/oil based top coat to all faces, including front, back, edged and all cut sections. This will reduce the rate of any moisture that may move throughout the substrate during the life of the product.

In addition, an initial top coat of quality primer will ensure that any expansion or contraction will be consistent across the product, therefore preventing possible cupping and/or shrinkage of the board.

Once installed the nails need to be punched 2mm below the surface of the board, filled with an exterior wood filler, sanded and spot primed before being coated with a minimum of two coats of high-grade acrylic paint. For alternative coatings, contact your paint supplier.

Dark colours should be avoided as they absorb heat and could cause excessive movement, distortion or resin bleed. Specify top coat colours with a minimum LRV of 45 or higher.

Care & Maintenance

As with any timber exterior products, to get the best performance, regular cleaning and maintenance is required.

Hume Doors & Timber recommends that at least once a year the exterior profiles are washed down with a mild detergent and a fine brush to remove dirt, mould, lichen and salt deposits.

We do not recommend using a water pressure cleaner, as this can damage the surface coating.

Paint finishes in general will require re-coating, approximately every 5–7 years, or more frequently if the paint coating has been damaged. This will depend on site specific exposure, eg. atmospheric exposure and ultraviolet condition, the surface coating applied and/or the paint supplier's recommendations.

Information For Designers

Considerations When Designing

When specifying a Cladding System or any external Pinetrim XT product the designer must ensure that the project falls within Hume Doors and Timber's scope. The designer must also consider the following indicative List:

Site:

- Exposure Zones / Durability requirements of all fastenings.
- Wind zone / climate zone.
- Specific wind pressure.
- Location of building on site and proximity to relevant boundaries.

The Building Work:

- Compliance of the building with all relevant provisions of the Australian Building Code, including but not limited to:
- Suitability of the existing building.
- Structural framing requirements — (short and long term).
- Other materials likely to affect the product's performance.

Environmental Commitment:

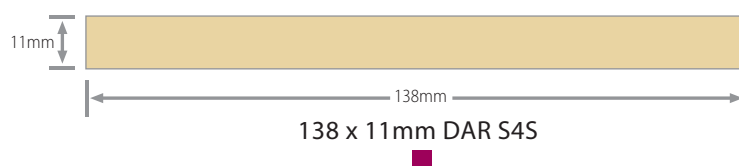
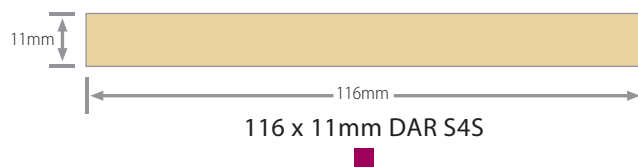
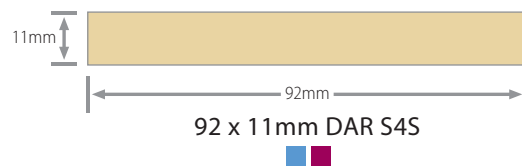
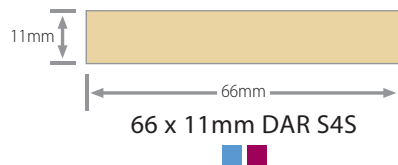
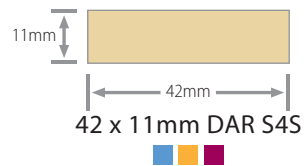
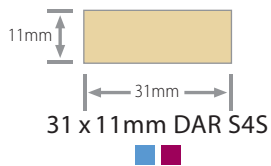
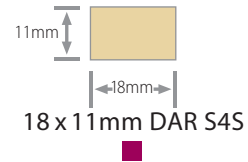
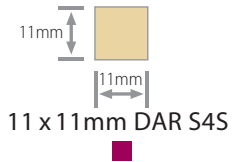
Hume Doors & Timber is committed to operating its entire business in an environmentally sustainable manner at all times including but not limited to:

- Hume solar power scheme – Reducing our carbon footprint.
- Reusing and recycling by-products, packaging and waste material.
- Reducing the levels of consumables used.
- Capturing, storing and using rainwater for our water needs.
- Maximise transport needs, thus reducing our energy requirements.

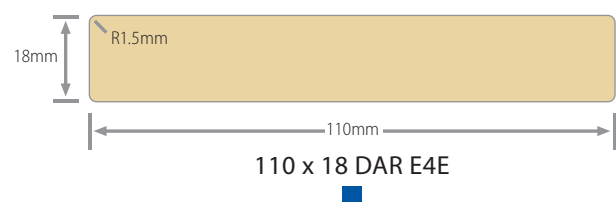
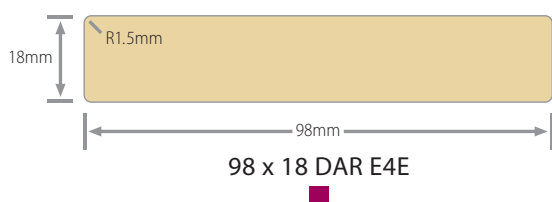
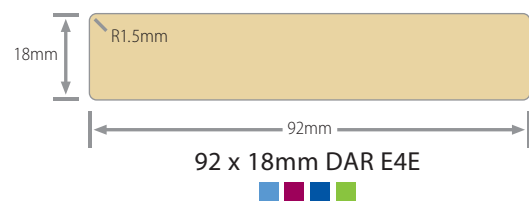
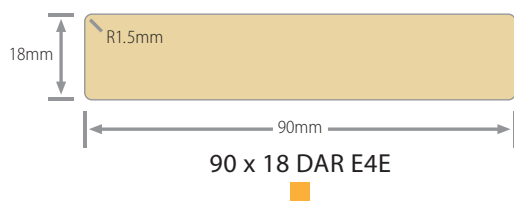
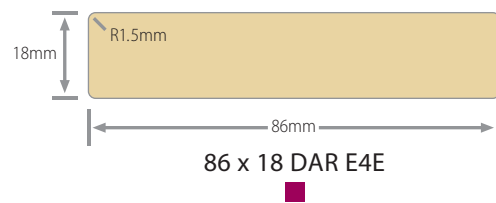
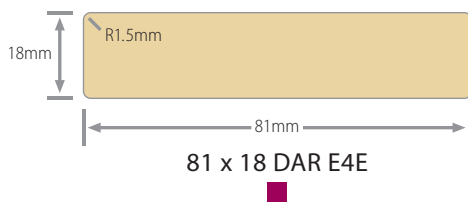
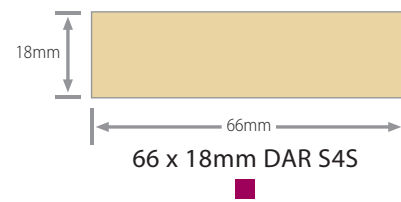
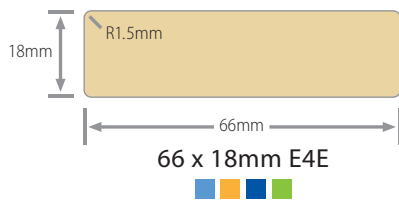
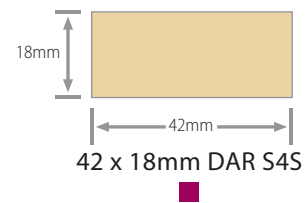
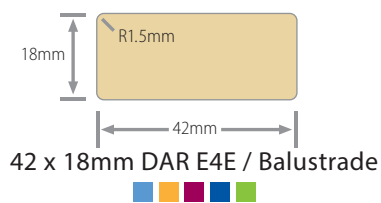
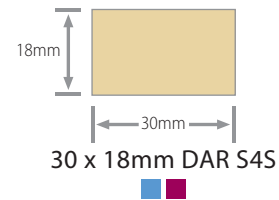
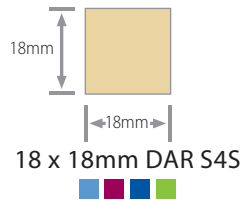
FSC Certification:

- Hume Doors & Timber is also a certified member of the Forest Stewardship Council (SGS – CoC- 009405, SGS HK – CoC- 002757, SGS HK – CoC- 330601).

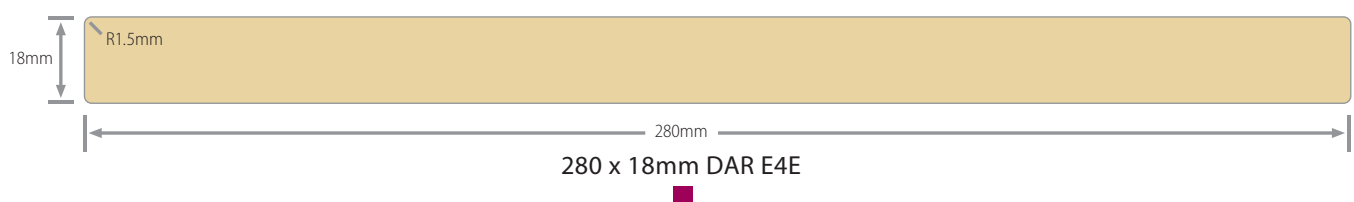
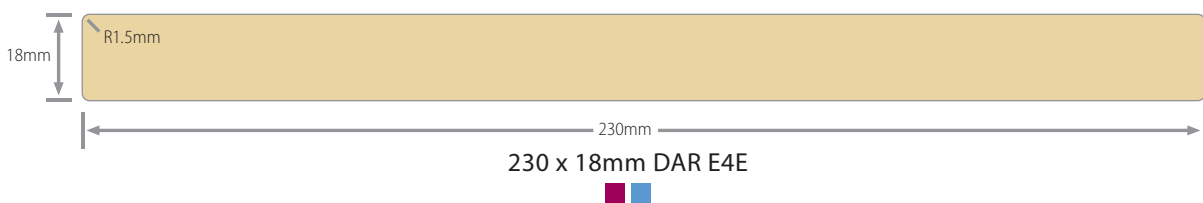
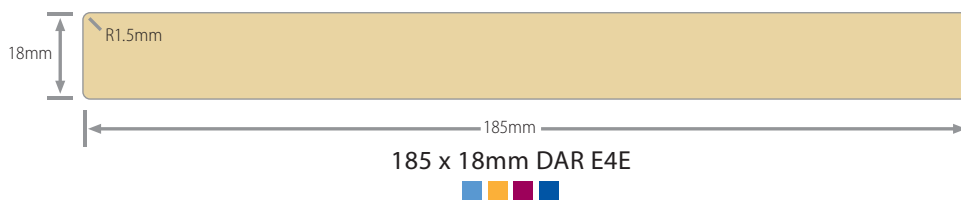
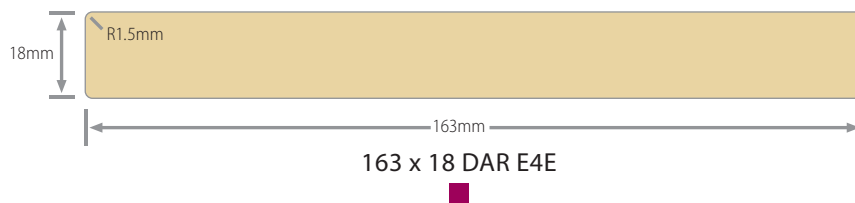
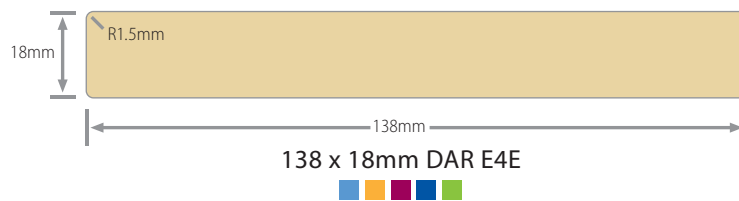
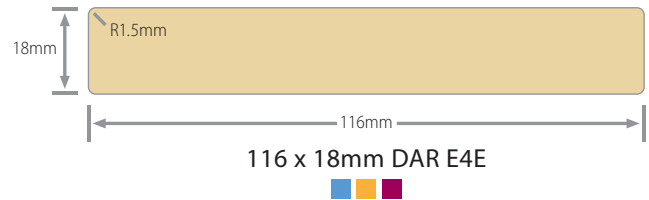
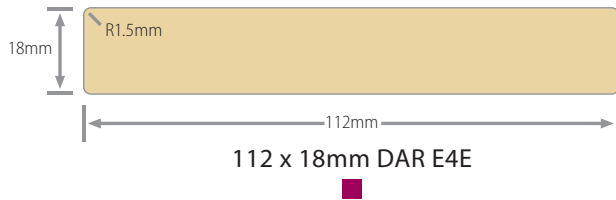
Dressed All Round | 11mm



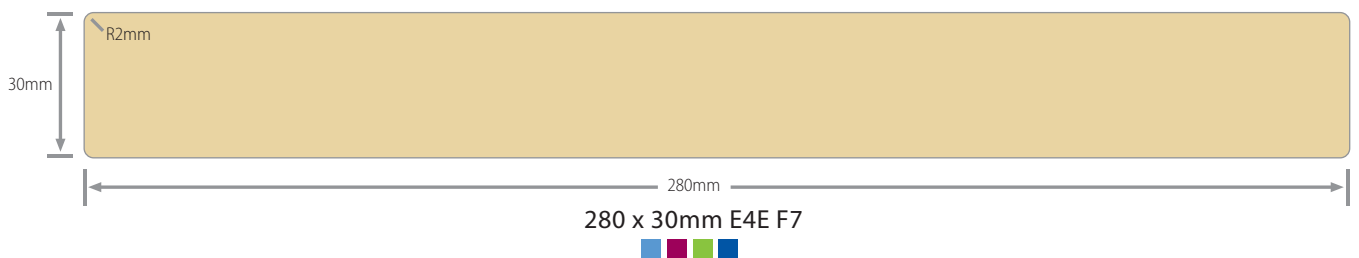
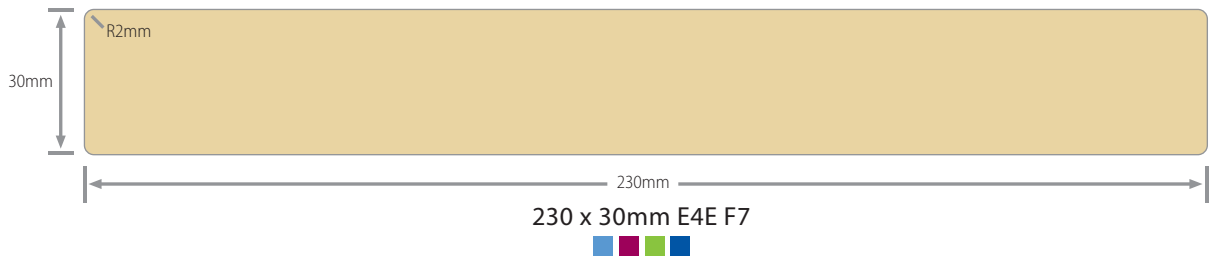
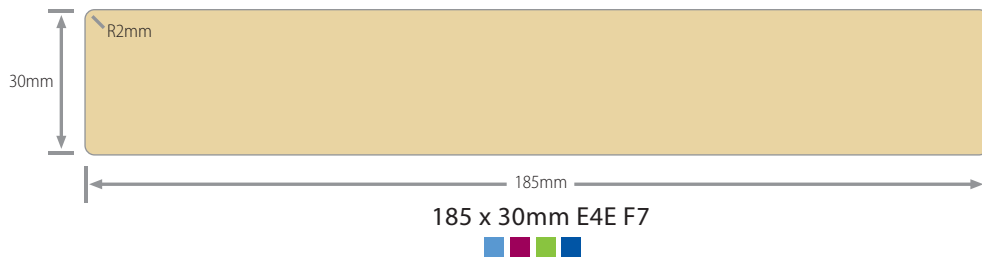
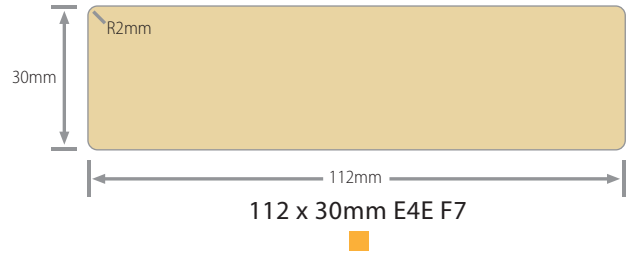
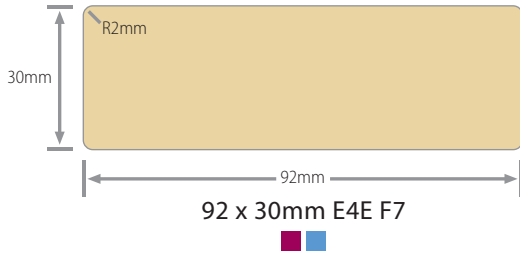
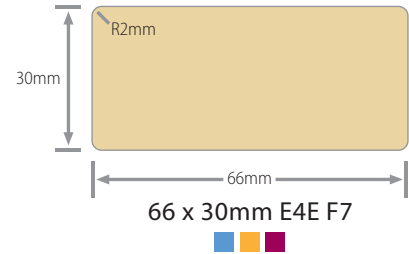
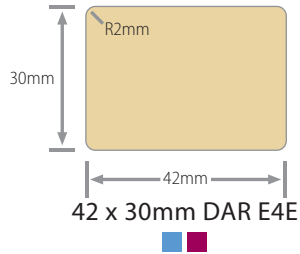
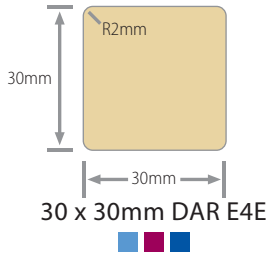
Dressed All Round | 18mm



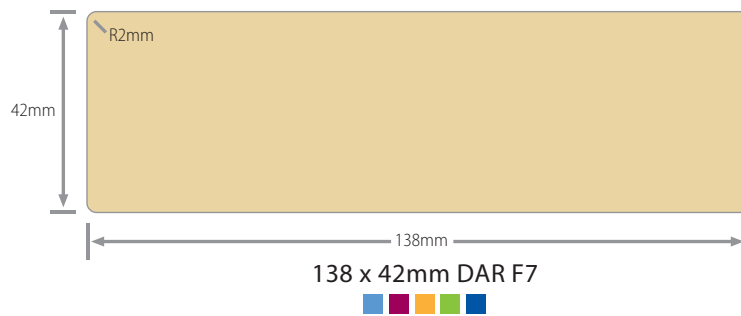
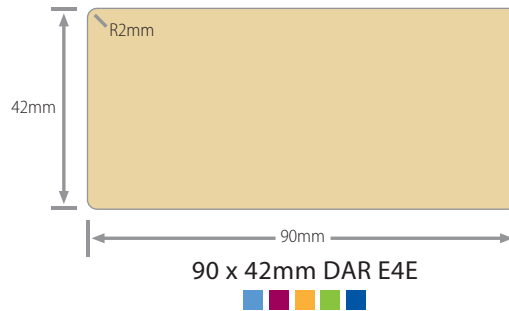
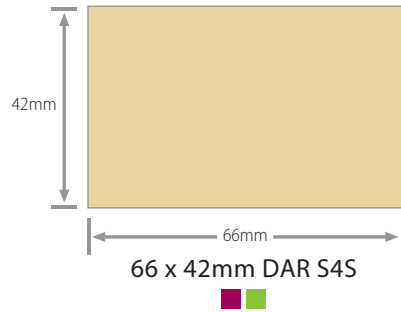
Dressed All Round | 18mm (continued)



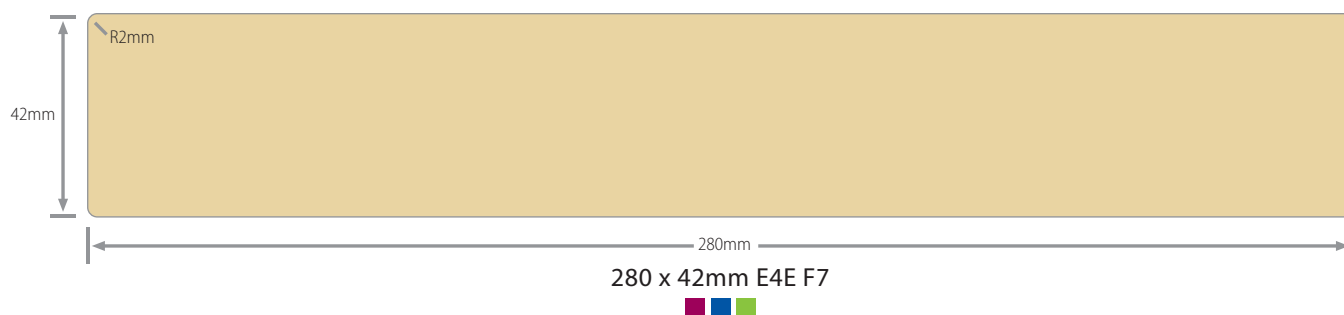
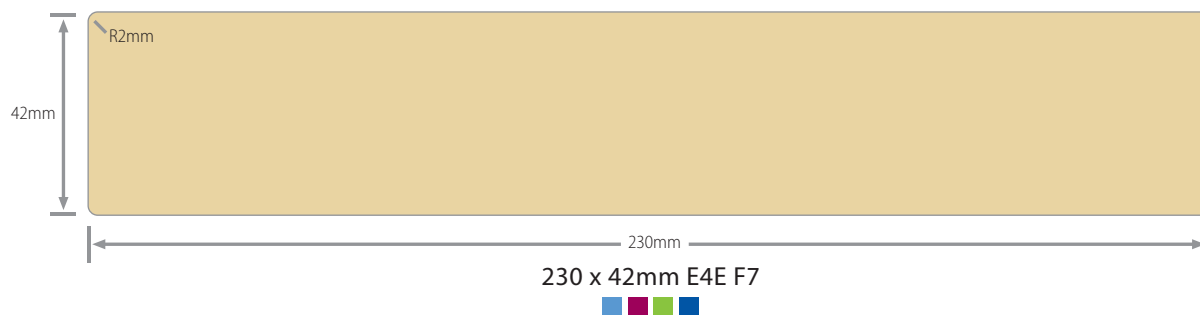
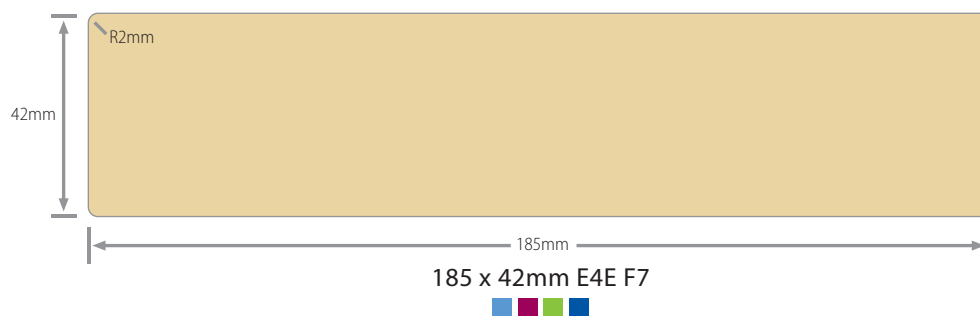
Dressed All Round | 30mm



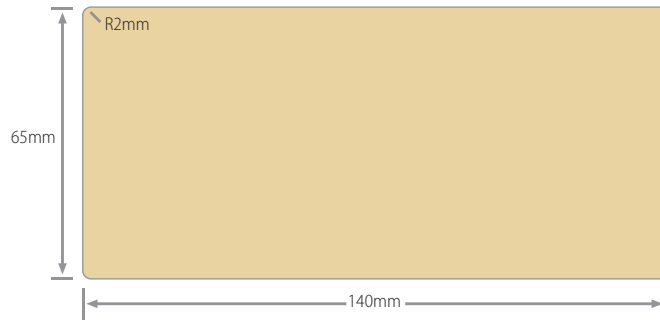
Dressed All Round | 42mm



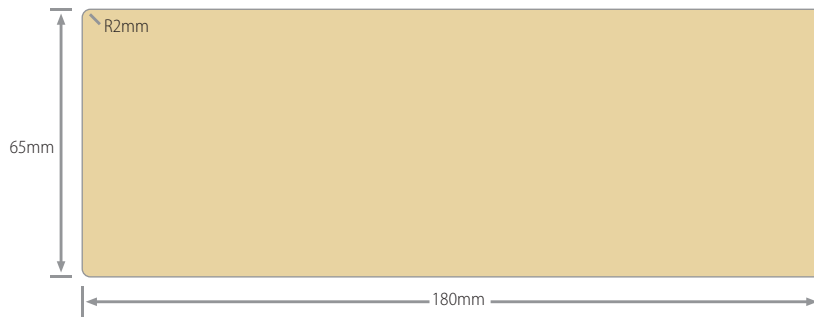
Dressed All Round | 42mm (continued)



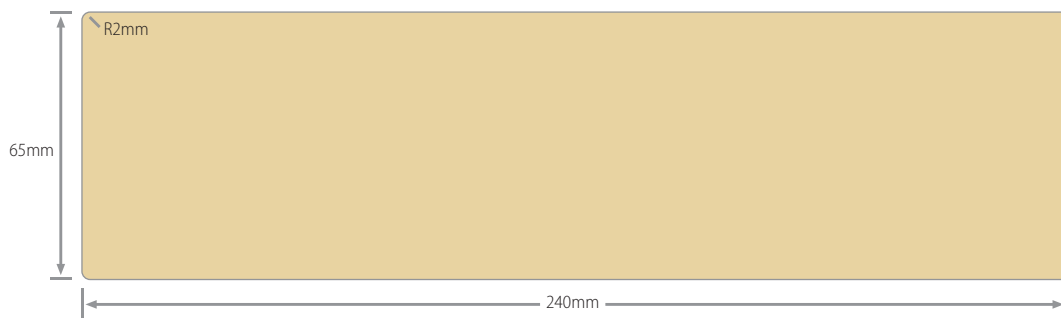
GL8 Structural Beams



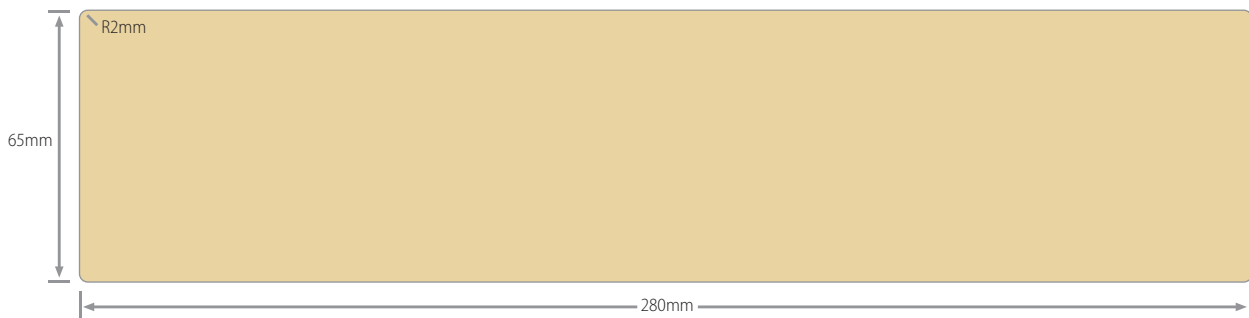
140 x 65mm GL8 E4E



180 x 65mm GL8 E4E



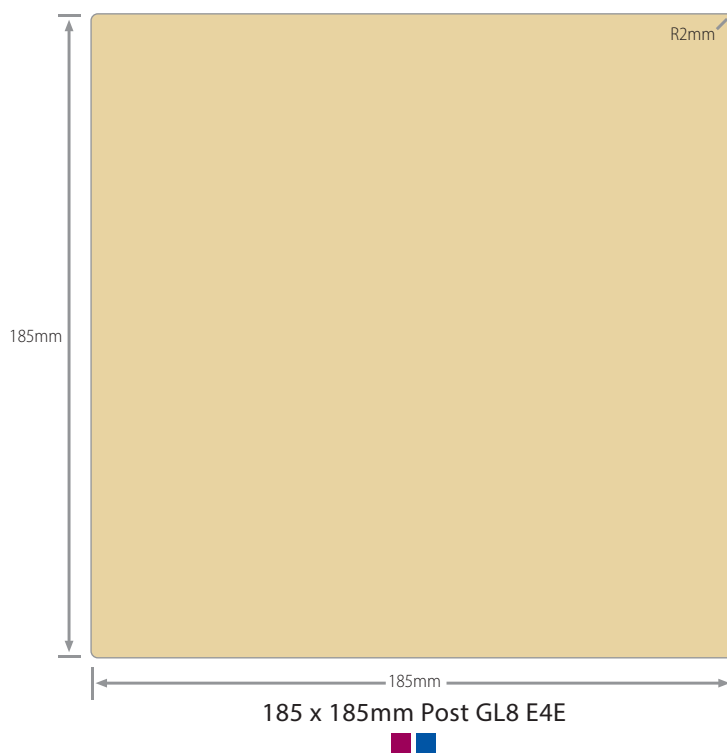



240 x 65mm GL8 E4E



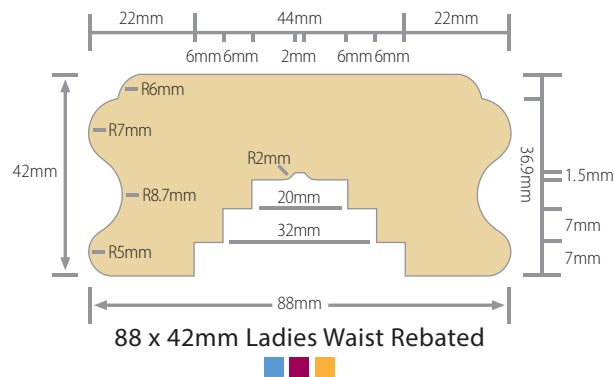
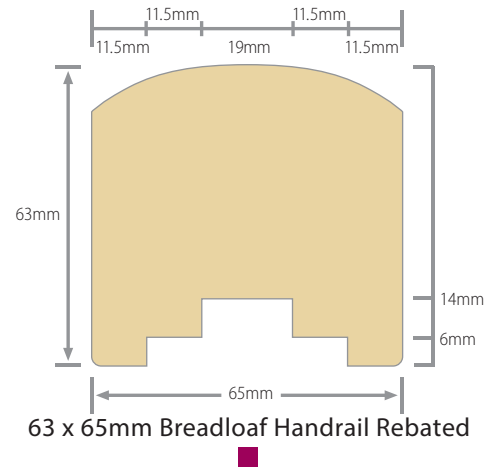
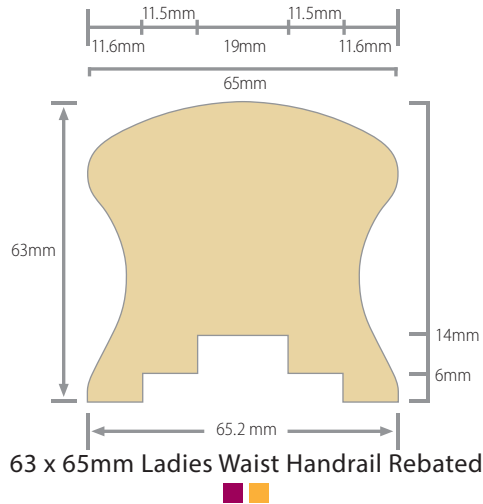
280 x 65mm GL8 E4E



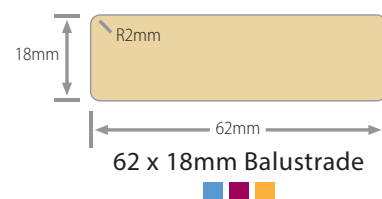
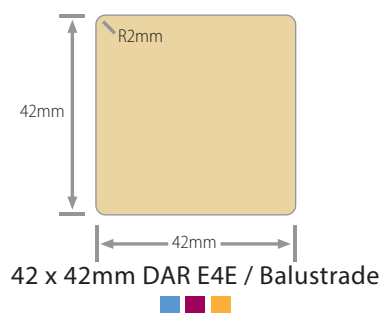
GL8 Structural Posts



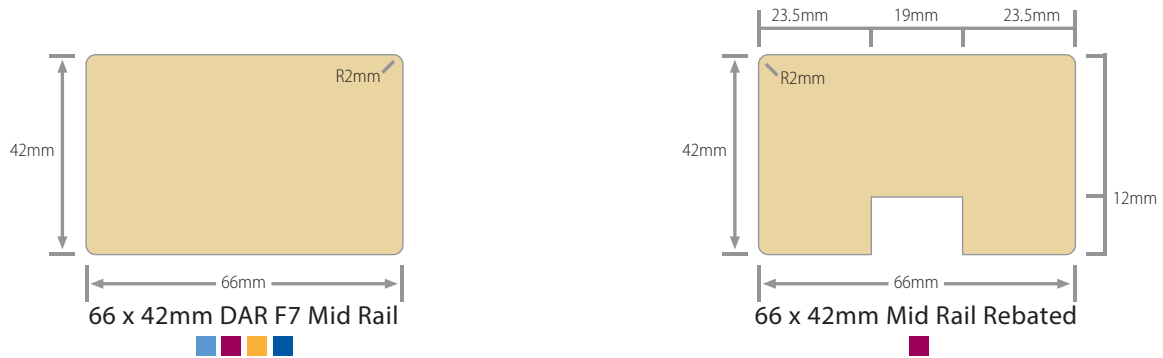
Handrails



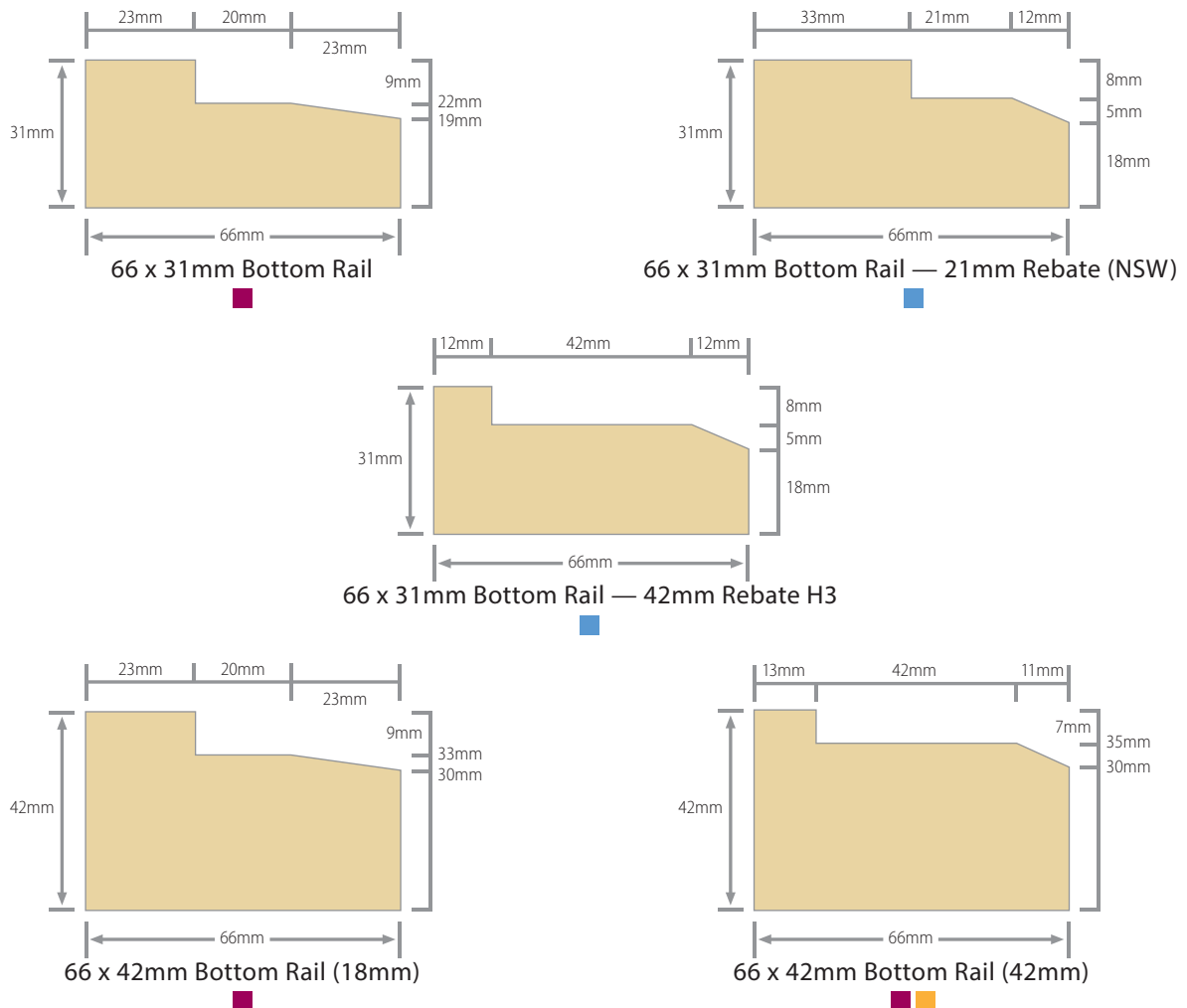
Balustrade



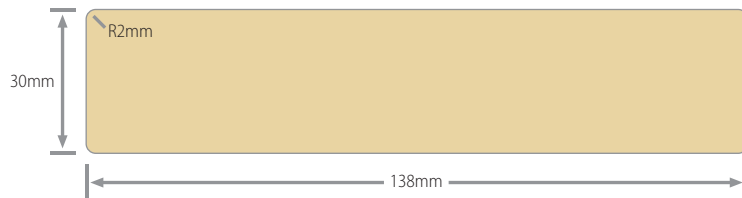
Mid Rail



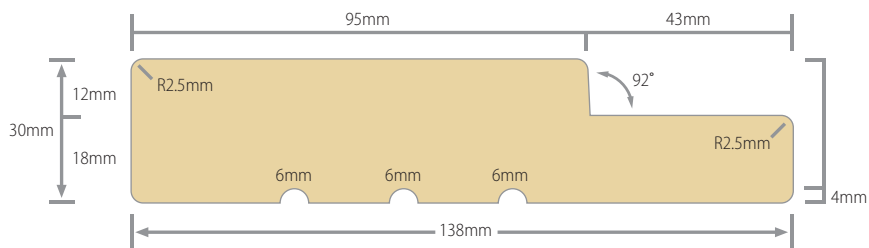
Bottom Rail



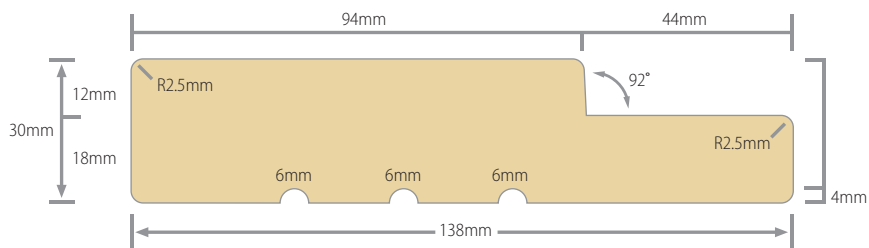
Door Jambs 138 x 30mm



138 x 30mm Door Jamb



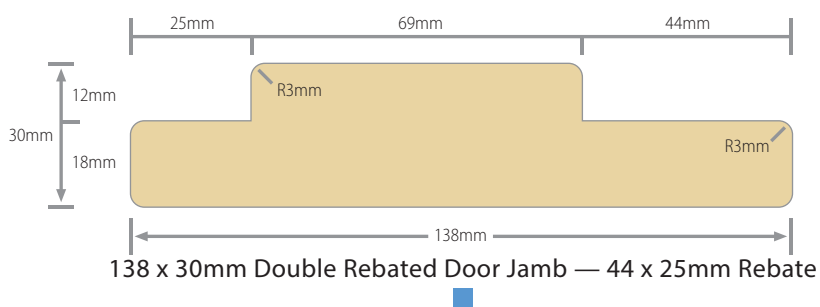
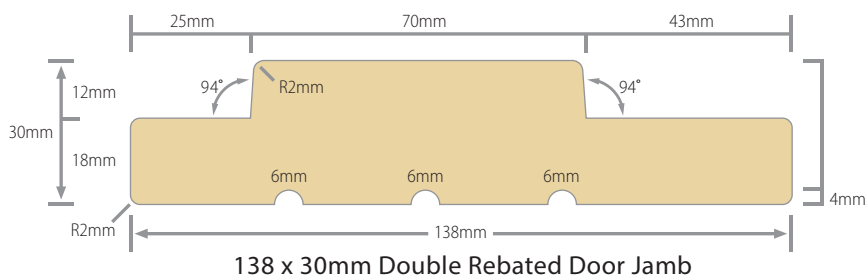
138 x 30mm Single Rebated Door Jamb



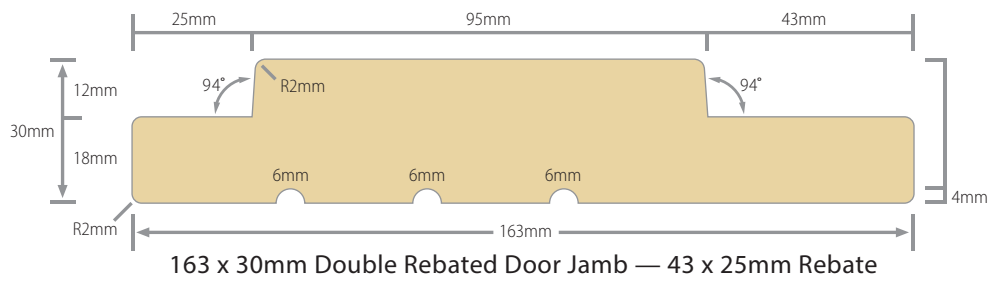
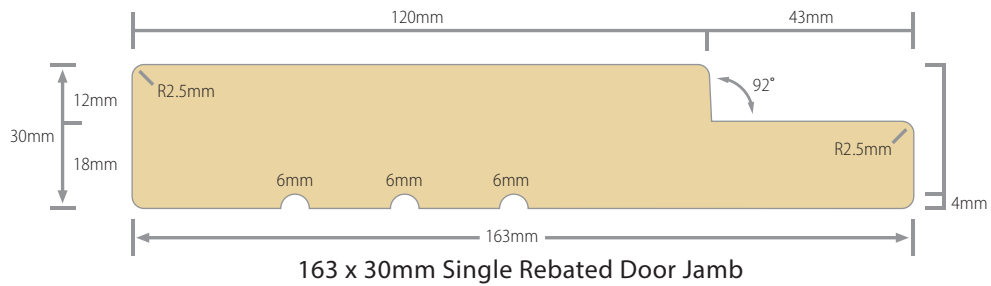
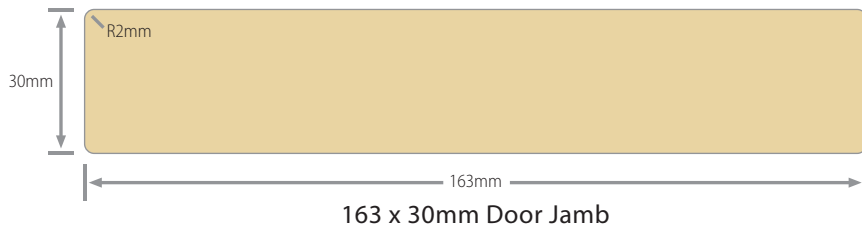
138 x 30mm Single Rebated Door Jamb



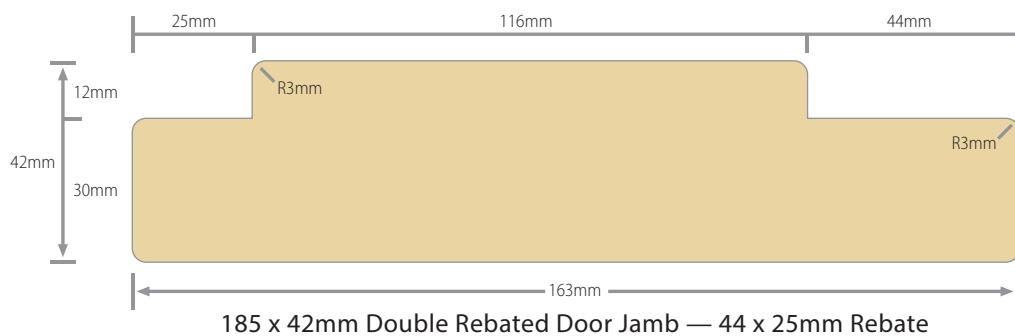
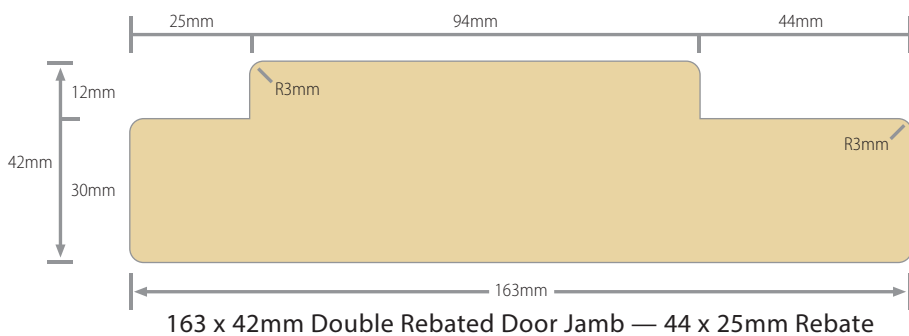
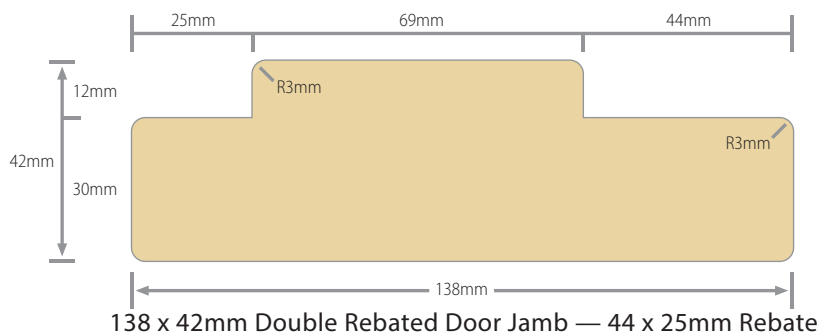
Door Jambs Double Rebated 138 x 30mm



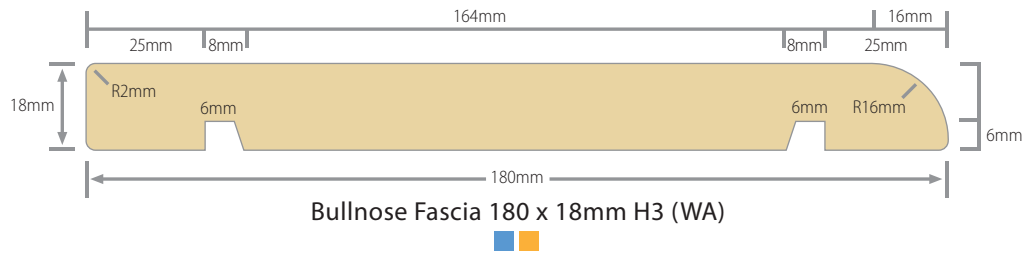
Door Jambs 163 x 30mm



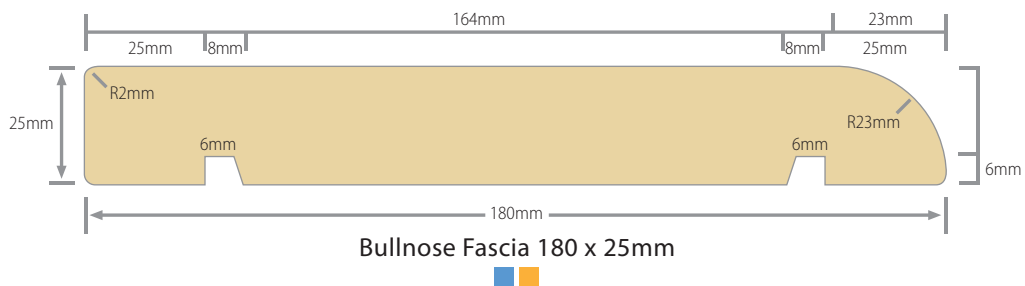
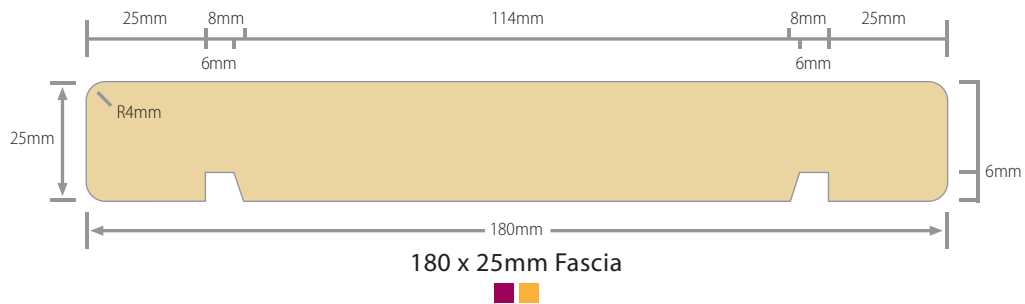
Door Jambs 42mm



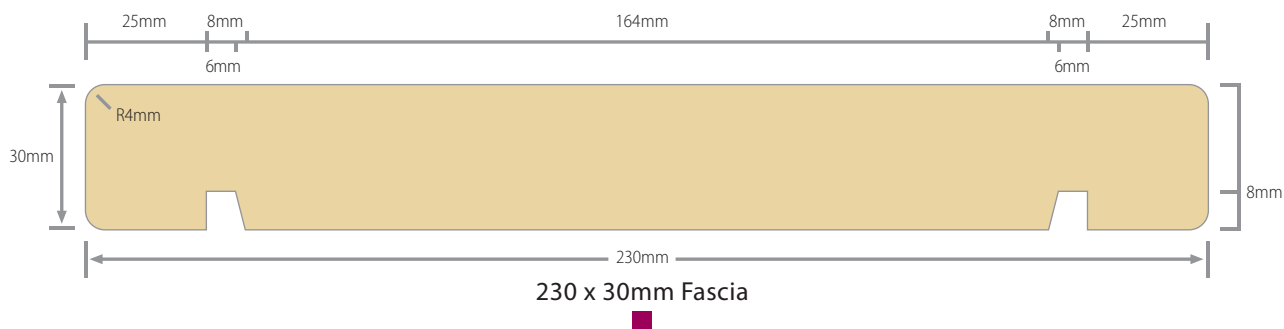
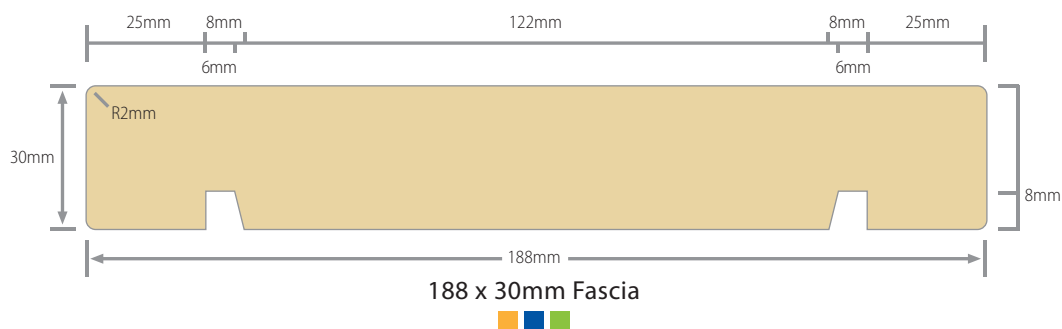
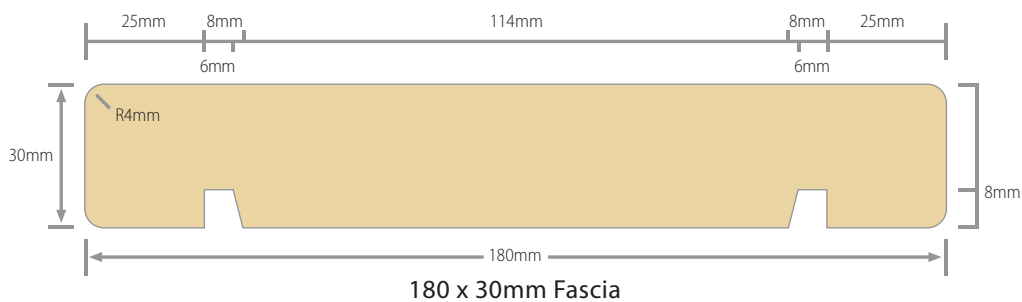
Fascia 18mm




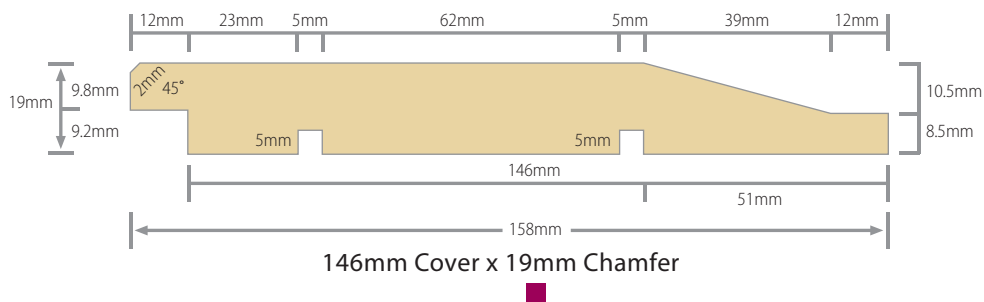
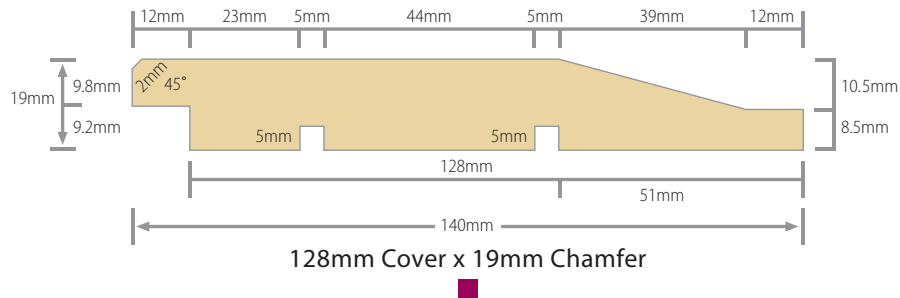
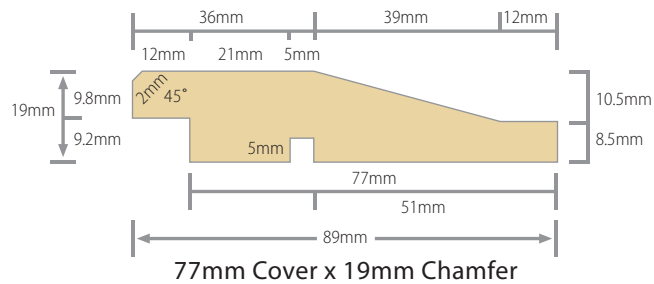
Fascia 25mm



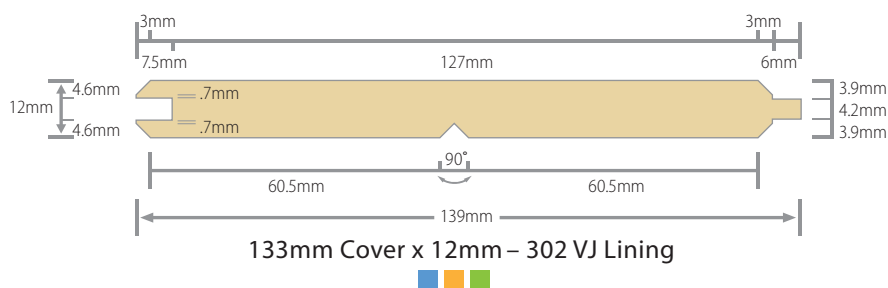
Fascia 30mm



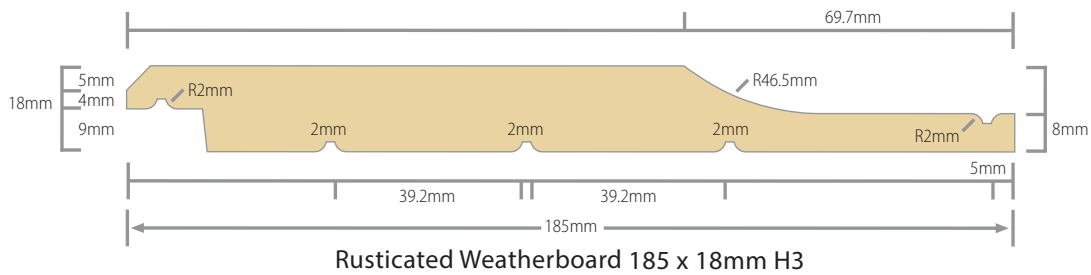
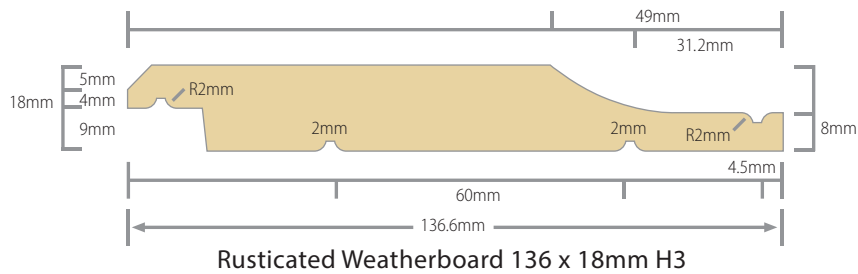
Cladding Products | Chamfer Board



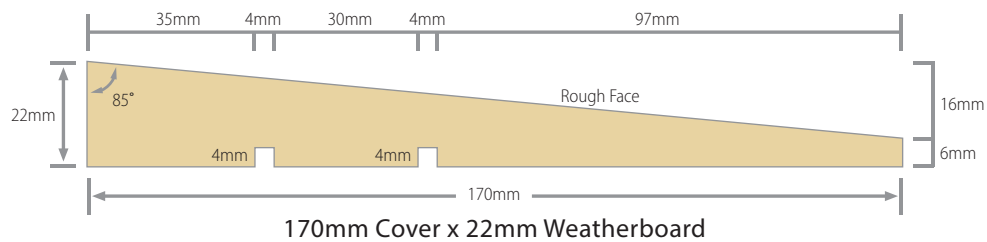
Cladding Products | Lining Board




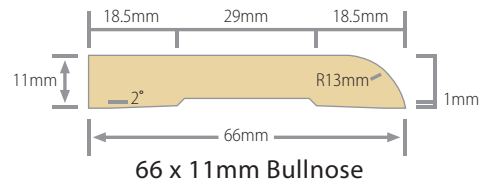
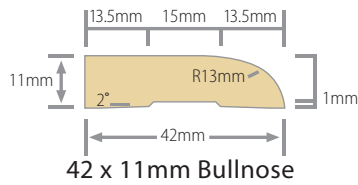
Cladding Products | Rusticated Weatherboard



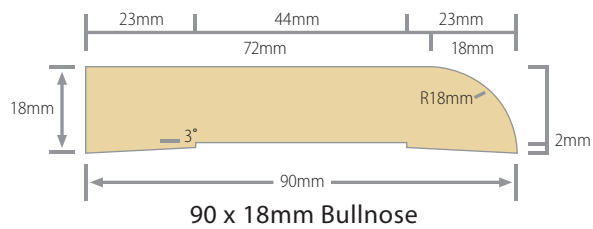
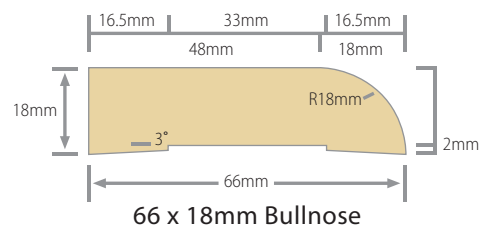
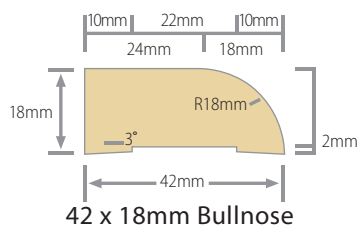
Cladding Products | Sawn Face Weatherboard



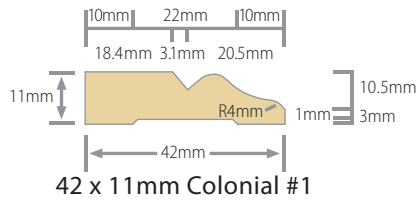
11mm Bullnose



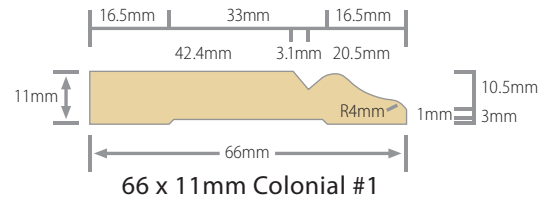
18mm Bullnose



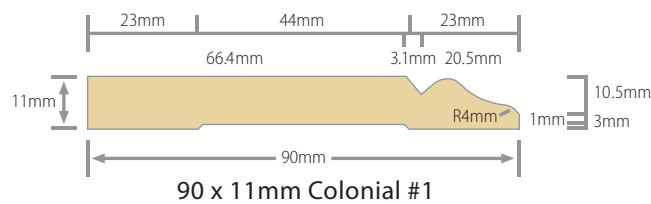
11mm Colonial #1



42 x 11mm Colonial #1



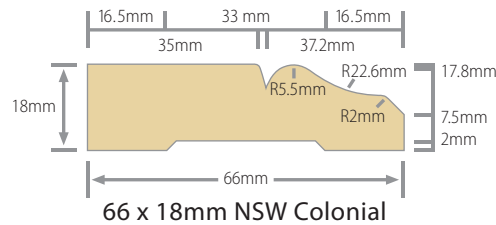
66 x 11mm Colonial #1



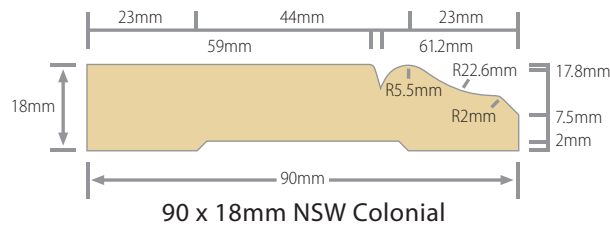
90 x 11mm Colonial #1



18mm NSW Colonial



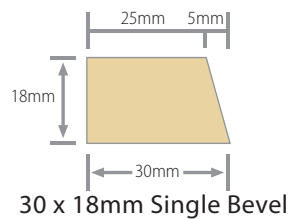
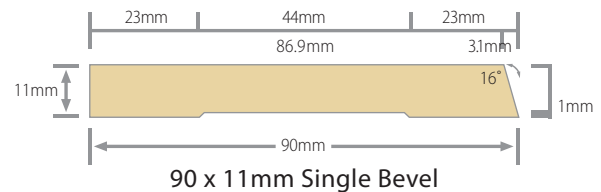
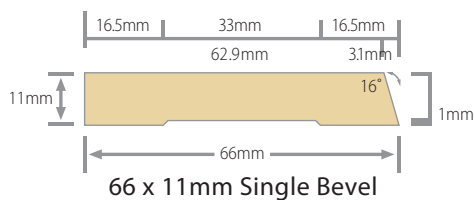
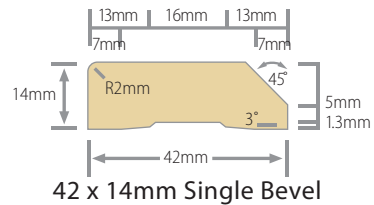
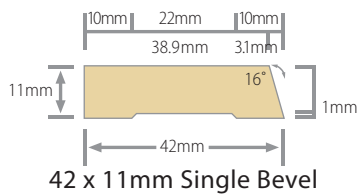
66 x 18mm NSW Colonial



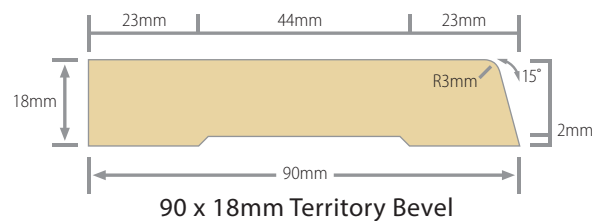
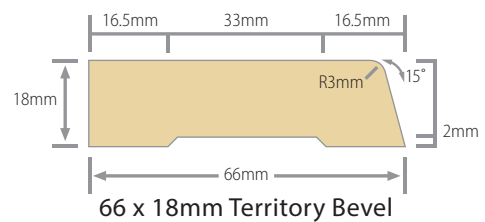
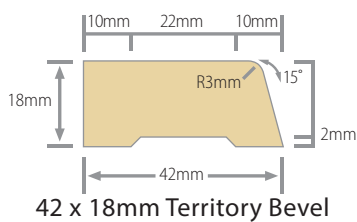
90 x 18mm NSW Colonial



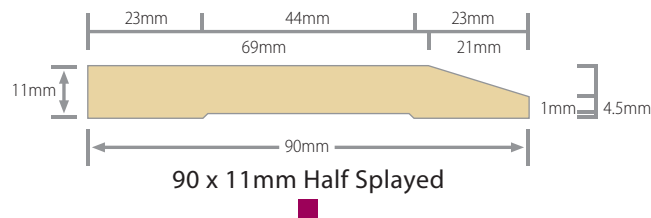
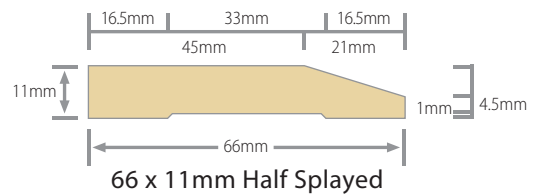
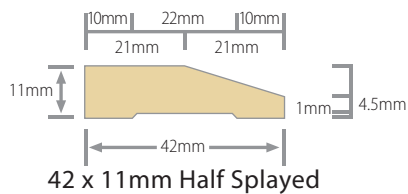
11mm & 18mm Single Bevel



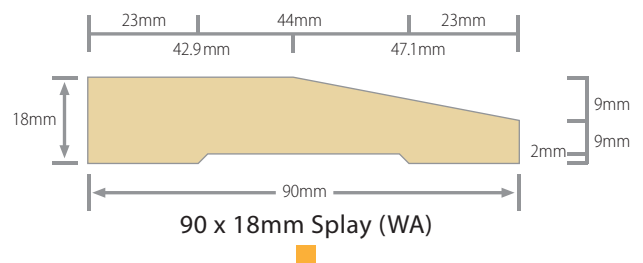
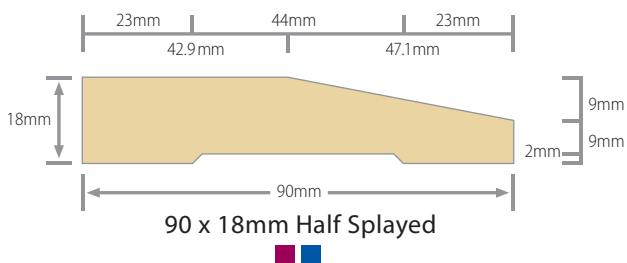
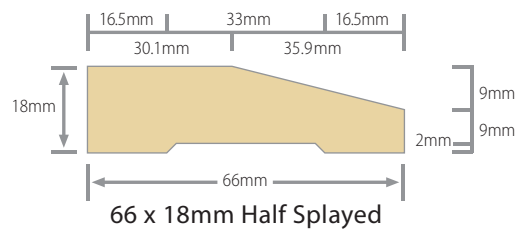
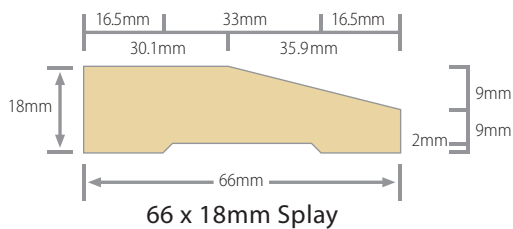
18mm Territory Bevel



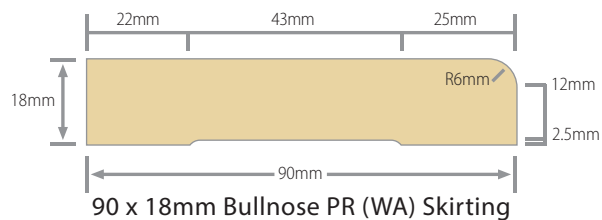
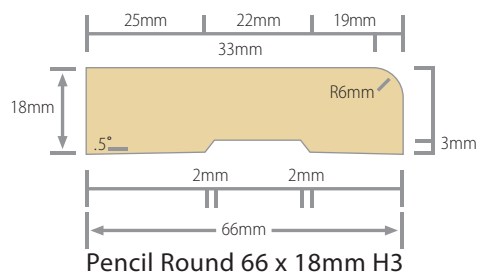
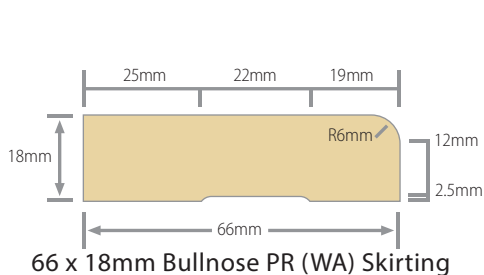
11mm Half Splayed



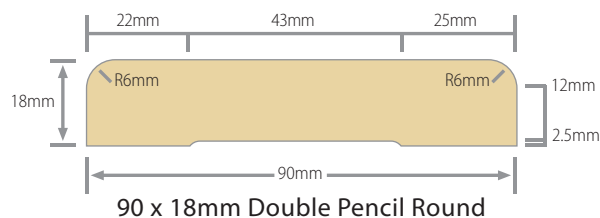
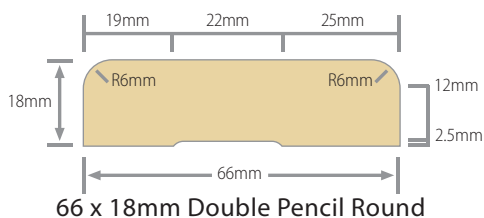
18mm Half Splayed



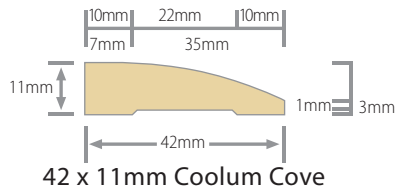
18mm Pencil Round



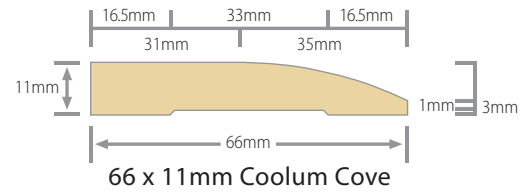
18mm Double Pencil Round



11mm Coolum Cove



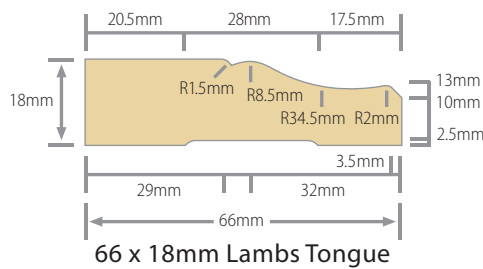
42 x 11mm Coolum Cove



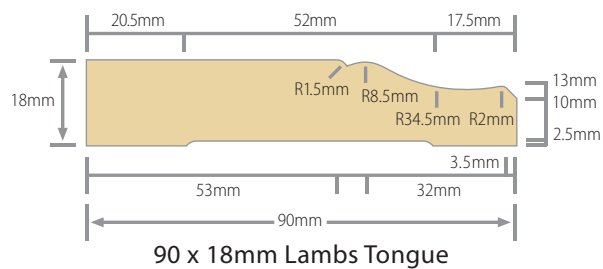
66 x 11mm Coolum Cove



18mm Lambs Tongue



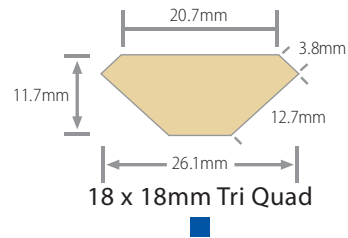
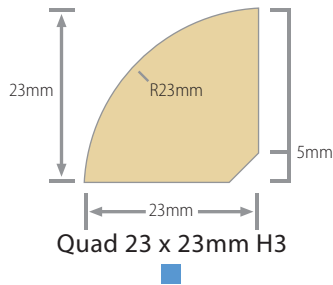
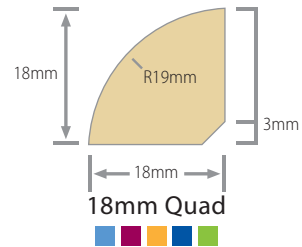
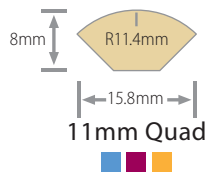
66 x 18mm Lambs Tongue



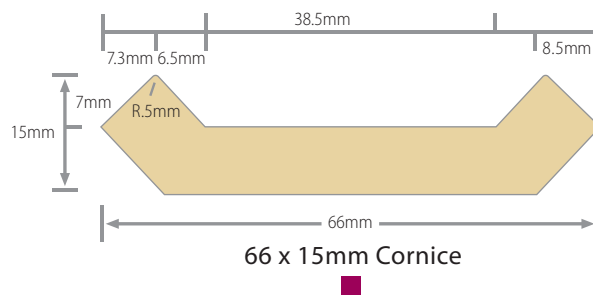
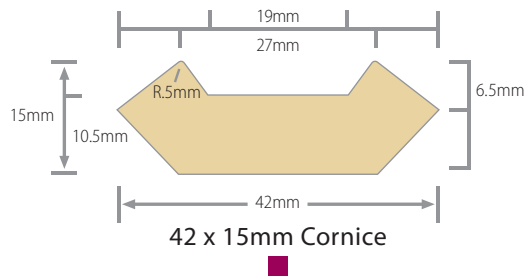
90 x 18mm Lambs Tongue



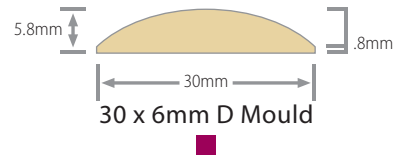
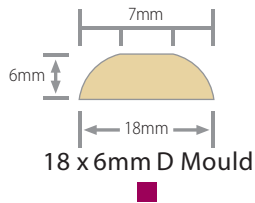
Quad



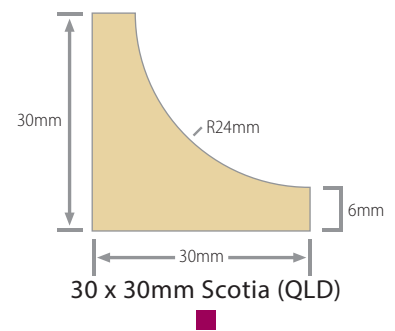
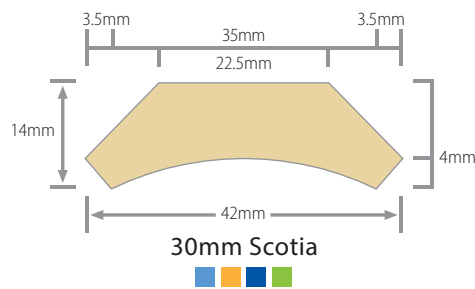
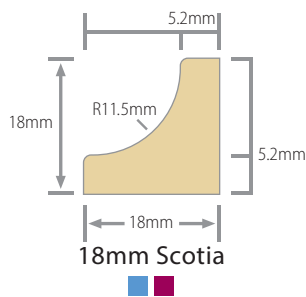
Cornice



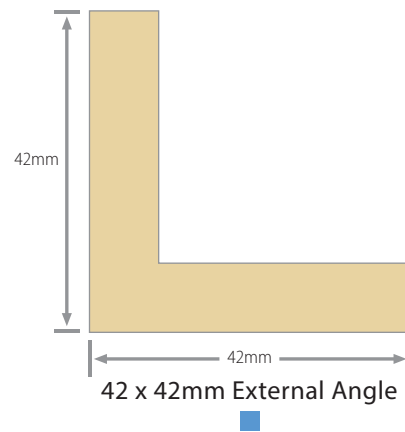
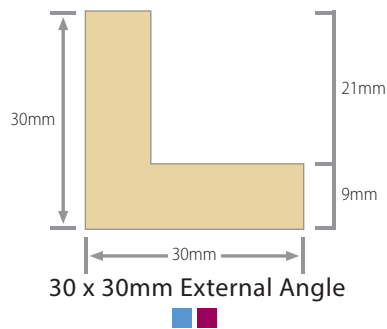
D Mould



Scotia



External Angle





WARRANTY

This Warranty applies to Hume Doors & Timber Pinetrim XT® products supplied for use as internal finishing timber or external cladding / moulding products.

Warranty Period:

- 15 years from proven date of purchase.
- All enquiries relating to this Warranty must be directed to the supplier or installer in the first instance.

Hume Doors & Timber Warrants That:

At the time of delivery to the merchant or site (where applicable), Pinetrim XT will be free from factory defects and conforms to the current Hume Doors & Timber warranted condition.

In The Event of Proven Product Failure of Pinetrim XT® to Meet the Warranted Condition, Subject to the Terms of This Warranty, the Following Applies:

- Hume Doors & Timber will at its discretion, supply replacement Pinetrim XT without charge, or refund the value of the product. The installer will be responsible for the cost of removing and installing any replacement materials.
- Other losses or damage caused by product failure are not covered.
- Hume Doors & Timber's obligations under this Warranty are limited to the replacement of defective Pinetrim XT or the value of the Pinetrim XT. The value of the materials will be reduced pro-rata based on the remaining life of the product.
- Hume Doors & Timber reserves the right to supply other compatible materials for repair should the warranted materials no longer be supplied by Hume Doors & Timber.

This Warranty is Subject To:

- Proof of date of purchase of the product.
- Evidence of failure.
- Receipt of a written claim from the claimant either within 30 days of when the defect would have become reasonably apparent or, if the defect was reasonably apparent prior to installation, then the claim must be made prior to installation. The claim must include full details of the alleged defect, including a copy of the proof of purchase. Any claim is subject to inspection by Hume Doors & Timber before any remedial action is undertaken.
- Evidence satisfactory to Hume Doors & Timber that all storage, handling and maintenance requirements (as advised by Hume Doors & Timber) has been carried out.
- The Warranty does not cover failure or problems caused by defective use, failure relating to improper design of the project structure, structural failure, settlement, movement of materials to which the product is attached or dependent on, acts of God including but not limited to earthquakes, cyclones, floods or other severe weather conditions, inadequate maintenance, growth of mould, mildew, fungi, bacteria or any organism on any product, or has acts or omissions of a third party over whom Hume Doors & Timber has no control.
- The Warranty does not cover product failure arising from the failure to follow Hume Doors & Timber design, installation, storage, handling or maintenance advice.
- Normal wear and tear is excluded from this Warranty.





100% Australian Owned



CONTACT DETAILS



HUME DOORS
& TIMBER

QUEENSLAND



HUME DOORS & TIMBER (QLD) PTY LTD

ABN 25 009 994 996

86–92 Mudgee Street, Kingston QLD 4114
PO Box 2243, Logan City D.C. Qld 4114
P | 07 3489 6200
E | sales@humedoorsqld.com.au

Cairns Branch

4-6 Ponzo Street, Woree, QLD 4868
P | 07 4041 2099
E | hdtcairns@humedoorsqld.com.au

Sunshine Coast Branch

14 Junction Drive, Coolumb Beach Qld 4573
P | 07 5446 2640
E | ncsales@humedoorsqld.com.au

Northern Territory Branch

3 Adams Road (Cnr Beresford),
Yarrawonga NT 0830
P | 08 8932 3733
E | hdtnt@humedoorsqld.com.au

NEW SOUTH WALES



HUME DOORS & TIMBER – (AUST) PTY LTD

ABN 39 001 472 493

Sydney Office & Showroom

120 Hume Highway, Lansvale NSW 2166
PO Box 333, Cabramatta NSW 2166
P | 02 9794 1111
E | info@humedoors.com.au

Port Macquarie Branch

No.2 Belah Road, Port Macquarie
NSW 2444
P | 02 6581 0011
E | pmsales@humedoors.com.au

Newcastle Branch

5 Hartley Drive, Thornton, NSW 2322
P | 02 4966 8880
E | nclsales@humedoors.com.au

VICTORIA



HUME DOORS & TIMBER (VIC) PTY LTD

ABN 87 006 329 906

33 Remington Drive, South Dandenong VIC 3175
PO Box 4236, South Dandenong VIC 3164
P | 03 9799 6888
E | hdtvic@humedoors.com.au

Tasmanian Branch

5 Hudson Fysh Drive, Western Junction
Tasmania 7212
PO Box 393, Prospect Tasmania 7250
P | 03 6774 9100
E | tassales@humedoors.com.au

SOUTH AUSTRALIA



HUME DOORS & TIMBER (SA) PTY LTD

ABN 34 007 512 209

89 Heaslip Road, Burton SA 5110
PO Box 2037, Salisbury Downs SA 5108
P | 08 8280 2000
E | hdtisa@humedoors.com.au

WESTERN AUSTRALIA



HUME DOORS & TIMBER (WA) PTY LTD

ABN 62 009 421 569

75 Briggs Street, Carlisle WA 6101
PO Box 118, Welshpool WA 6986
P | 08 9470 1800
E | hdtwa@humedoors.com.au

"Disclaimer: Hume Doors & Timber reserves the right to alter or amend without prior notice, any data, dimensions and design details specified herein. Photographs or illustrations may not depict the exact design or specification and may vary to the actual product. Timber is a natural material and colour, texture and grain variation can occur. These are not considered defects. Timber products are supplied unfinished unless otherwise specified."