



HUME DOORS & TIMBER

100% Australian Owned



Silktrim[®]

HMR MDF Moulding Profiles

JANUARY
2025

SKIRTING & ARCHITRAVE PRODUCT CATALOGUE



Silktrim[®] HMR MDF Moulding Profiles

Silktrim mouldings are manufactured to allow for a straightforward and rapid installation, while providing the perfect primer for an excellent paint finish. Elegant styles and stable engineered construction, is why Silktrim is the sought after option for final fit out stages in new homes and commercial developments.

SILKTRIM[®] PRODUCT INFORMATION, INSTALLATION & USE

3	Information for Installers	3	Care & Maintenance
3	General Installation	3	Points to Consider
3	Health & Safety	3	Environmental Commitment

SILKTRIM[®] PROFILE DRAWINGS

4	Dressed All Round 12mm DAR E2E	15	Victorian Colonial
4	Dressed All Round 18mm DAR E4E	16	WA Colonial
4	Dressed All Round 18mm DAR E2E	16	Australian Colonial
6	Dressed All Round 30mm DAR E2E	17	Lambs Tongue
6	Dressed All Round DAR S4S	18	NSW Classic
7	12mm Pencil Round	18	Berkley
7	18mm Pencil Round	19	New Replica
8	18mm Half Splayed	19	WA Federation
9	12mm Half Splayed	20	Olympic
9	NSW Half Splayed	20	NSW Step
9	Melbourne Half Splayed	21	SA Single Step
10	12mm Single Bevel	22	Single Housing Trust
10	15mm Single Bevel	22	Small End Section Mouldings
11	18mm Single Bevel	23	Single Nosing
12	Bullnose	23	Capping
13	SA Bullnose	24	Shelf Support
13	WA Bullnose	24	VJ Lining Board
13	WA Double Bullnose	25	18mm Beveled Loose Stop Jamb Set
14	NSW Colonial	25	18mm Loose Stop Jamb Set
15	Queensland Colonial	26	30mm Loose Stop Jamb Set

WARRANTY

27	Hume Doors & Timber Warranty
----	------------------------------

BRANCH LOCATIONS

28	Hume Doors National Locations
----	-------------------------------



PRODUCT INFORMATION, INSTALLATION & USE

- Highly moisture resistant, medium density fibreboard (HMR MDF).
- Safe to you and the environment (low formaldehyde levels) (E0).
- Innovative priming system — using the very best formulations to provide the greatest pre finishing coat on the market.

Information For Installers

General Installation

The Silktrim product range can be installed by an advanced DIYer or above.

General carpentry and woodworking tools are all you will need to install Silktrim Moulding Range.

Although the Silktrim range is supplied pre-sanded and pre-primed, cut ends will require sealing before installation.

Once installed the nails need to be punched 2mm below the surface of the board, filled with an exterior wood filler, sanded and spot primed before being coated with a minimum of two coats of high-grade acrylic paint. For alternative coatings, contact your paint supplier.

Health & Safety

When installing the Silktrim product range take all necessary steps to ensure your safety and the safety of others:

- When you are cutting or drilling ensure there is adequate ventilation or mechanical dust extraction.
- Ensure the product is well supported when you are cutting and nailing.
- Use safety glasses, ear protection, and wear appropriate clothing and footwear.
- Use all tools in accordance with the relevant instruction manuals.
- Clear the work area of any obstructions before you start.

Care & Maintenance

As with any timber product, to get the best performance, regular cleaning and maintenance is required.

Hume Doors & Timber recommends that at least once a year the product is washed down with a mild detergent and a fine brush to remove dirt.

We do not recommend using a water pressure cleaner, as this can damage the surface coating.

Paint finishes in general will require re-coating, approximately every 3–5 years, or more frequently if the paint coating has been damaged. This will depend on site-specific exposure.

Points to Consider:



General Information:

- Site-specific conditions including not to be used in a wet area application. This will void all Warranty.
- Other materials likely to impact on performance of the installed moulding.
- And anything else relevant to the project.



Installation

- Prepare boards by priming all cut ends with two coats of premium acrylic primer undercoat to end-seal.
- Fill all nail holes with filler, then sand and prime.
- Finish with a minimum of two coats of a high grade acrylic primer.



On Site Storage

- Store flat, covered and 150mm off the ground to maintain the desired moisture content.



Care & Maintenance

- Wash down at least annually, using a mild detergent and a soft brush.
- Recoat every 3–5 years with two coats of acrylic topcoat or as per paint manufacturer's recommendations.



Hume Safety


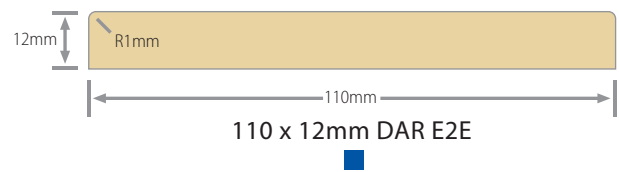
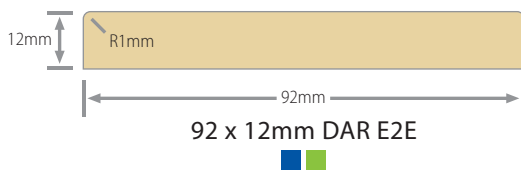
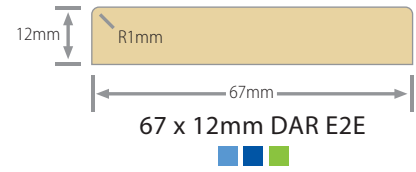
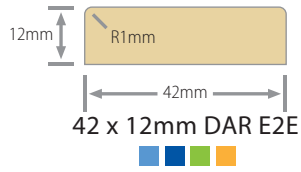
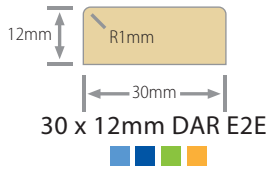
- Ventilated working areas.
- PPE (personal protective equipment).
- Correct tools for the job.

Environmental Commitment:

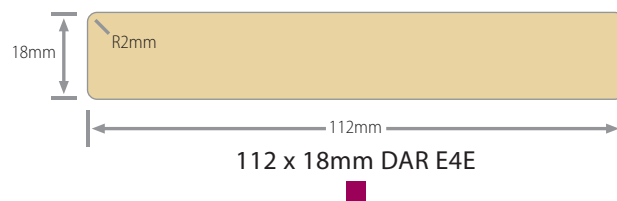
Hume Doors & Timber is committed to operating its entire business in an environmentally sustainable manner at all times including but not limited to:

- Hume solar power scheme – Reducing our carbon footprint.
- Reusing and recycling by-products, packaging and waste material.
- Reducing the levels of consumables used.
- Capturing, storing and using rainwater for our water needs.
- Maximise transport needs, thus reducing our energy requirements.

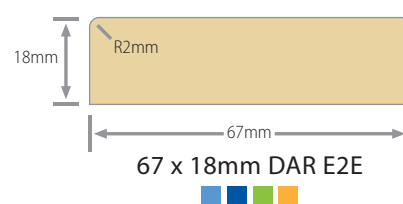
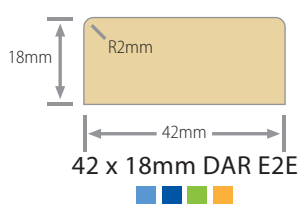
Dressed All Round | 12mm DAR E2E



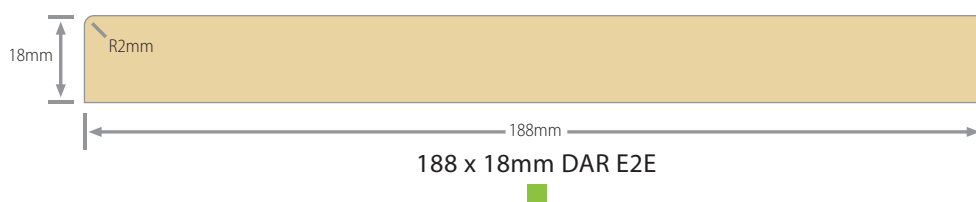
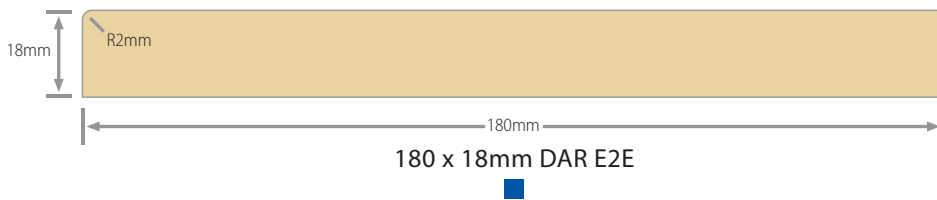
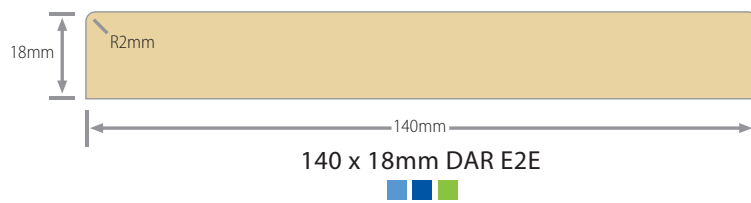
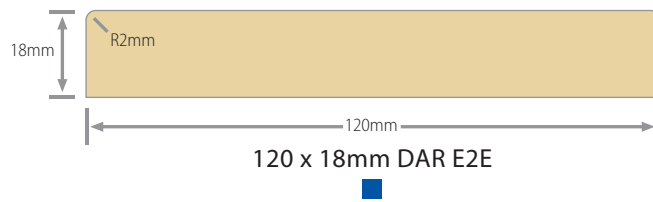
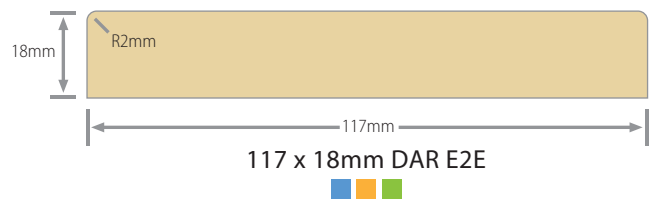
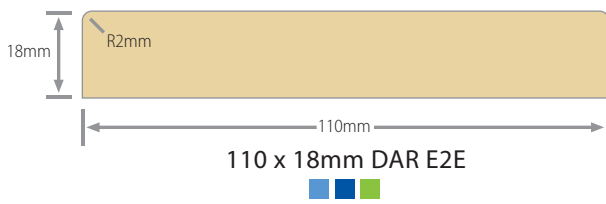
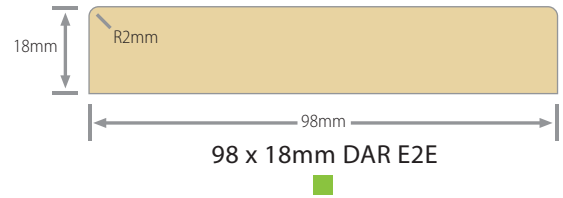
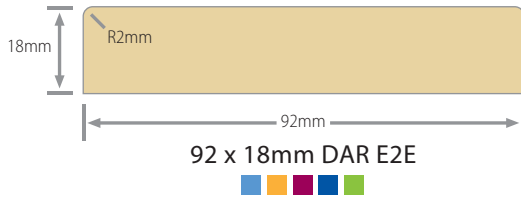
Dressed All Round | 18mm DAR E4E



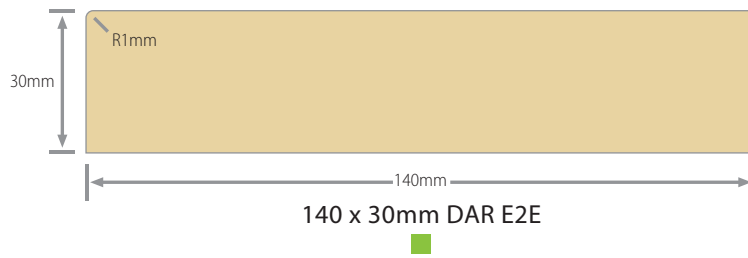
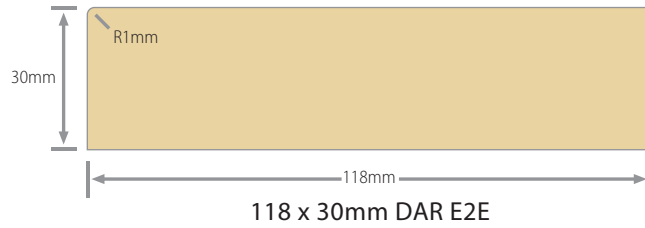
Dressed All Round | 18mm DAR E2E



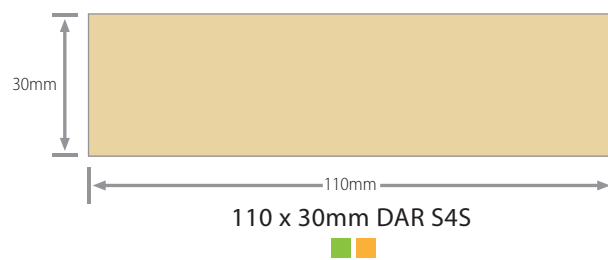
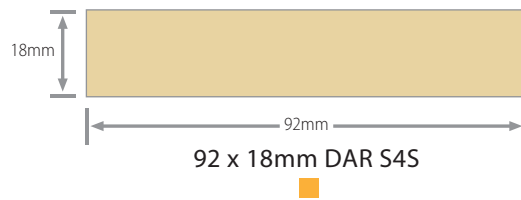
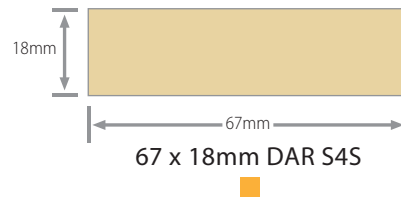
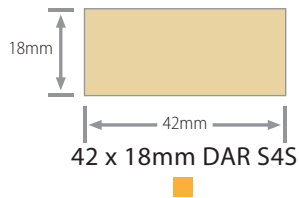
Dressed All Round | 18mm DAR E2E (continued)



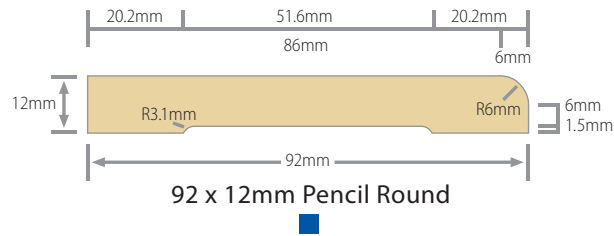
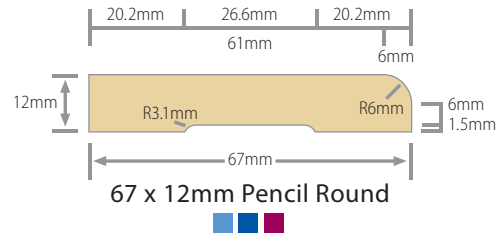
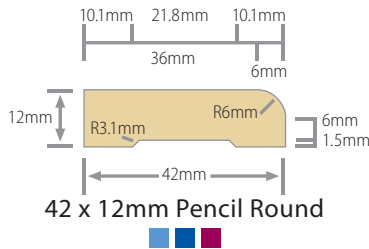
Dressed All Round | 30mm DAR E2E



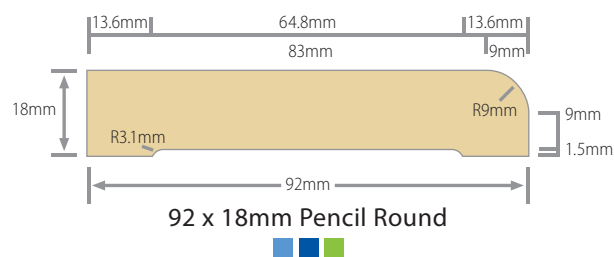
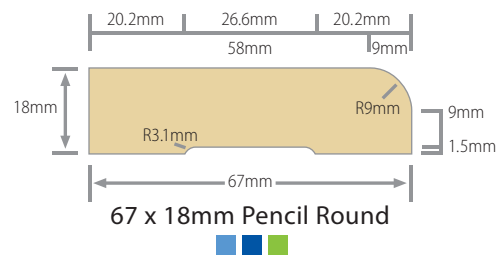
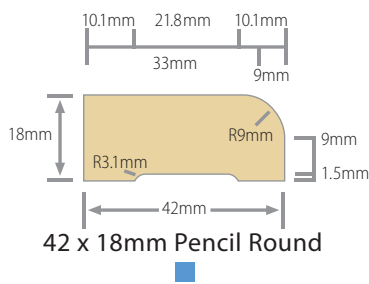
Dressed All Round | DAR S4S




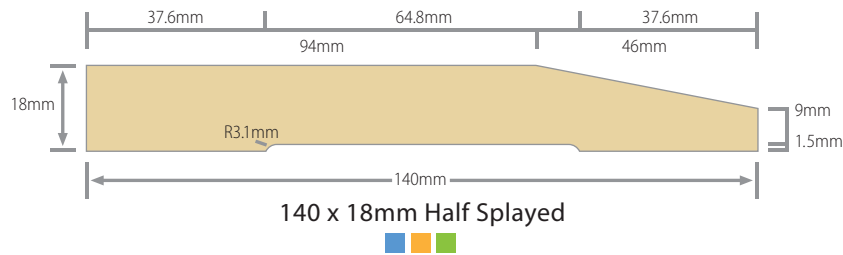
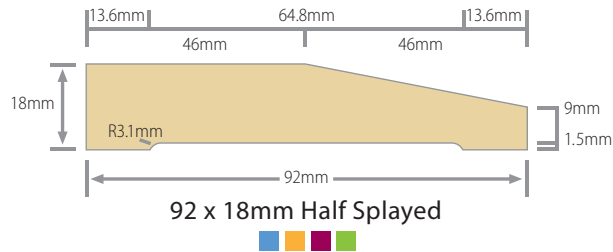
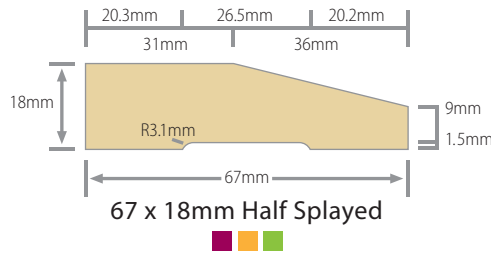
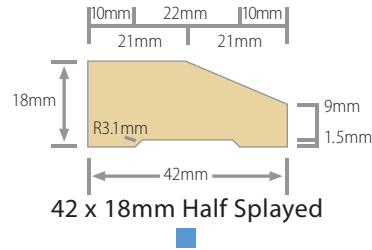
12mm Pencil Round



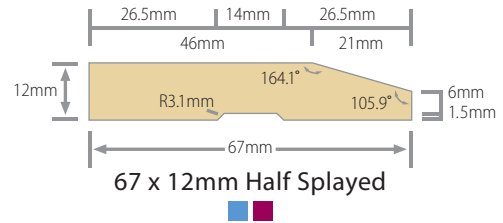
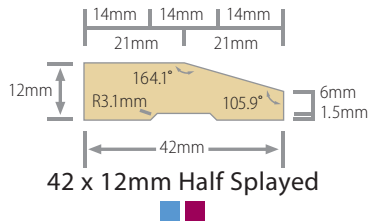
18mm Pencil Round



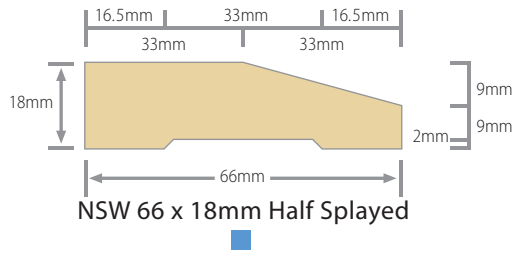
18mm Half Splayed



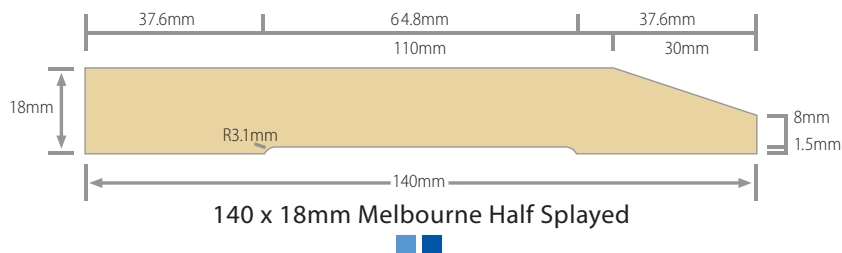
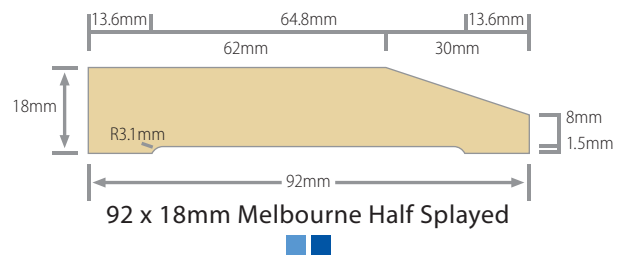
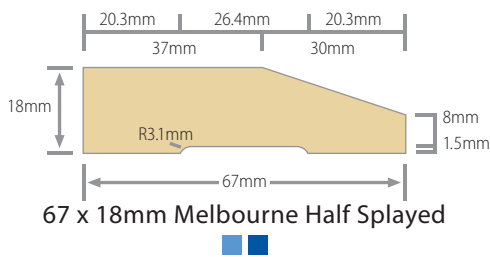
12mm Half Splayed



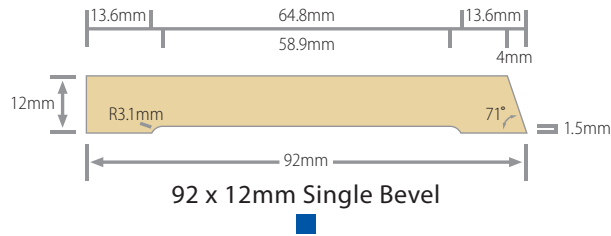
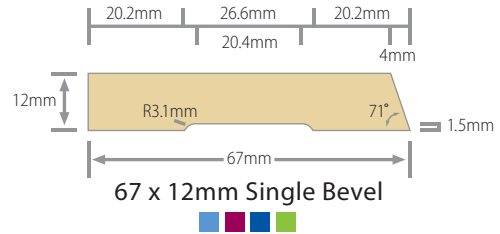
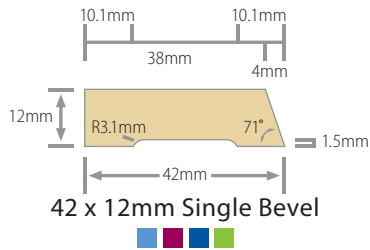
NSW Half Splayed



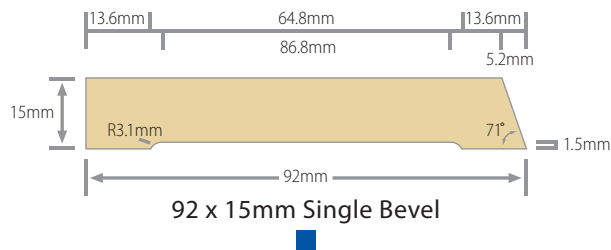
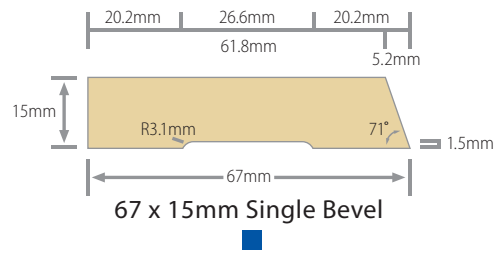
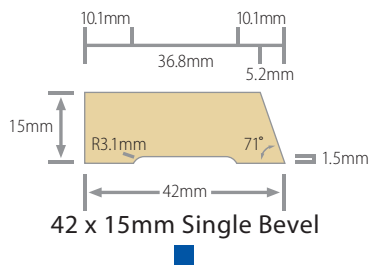
Melbourne Half Splayed



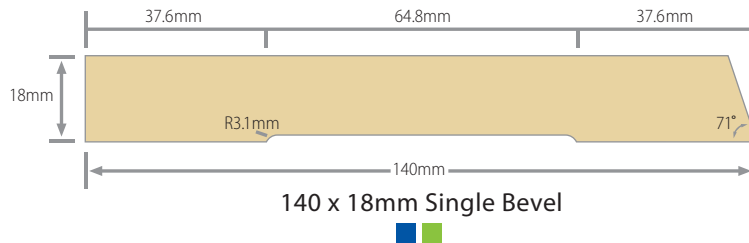
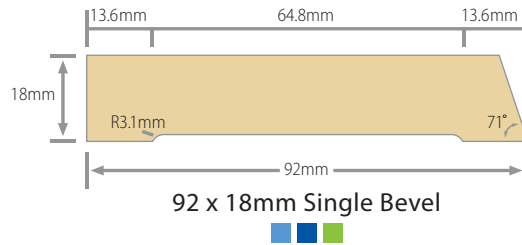
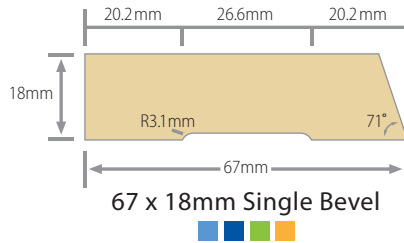
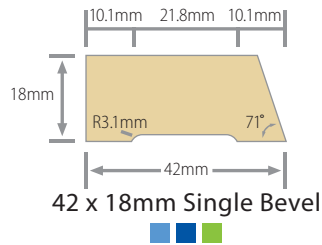
12mm Single Bevel



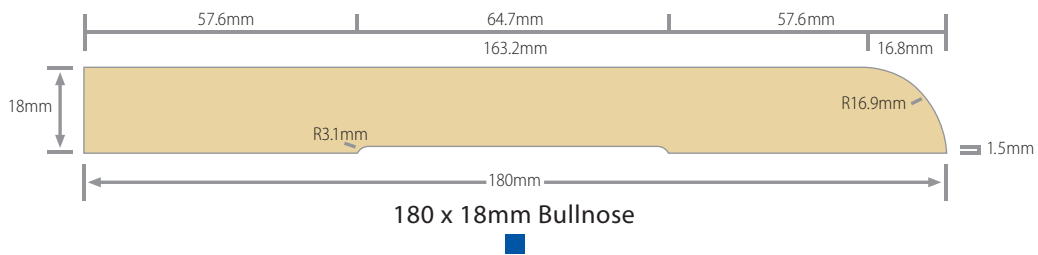
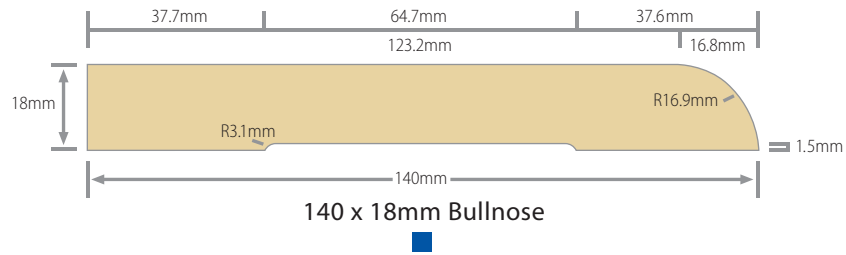
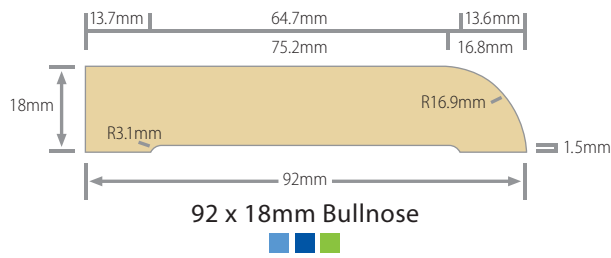
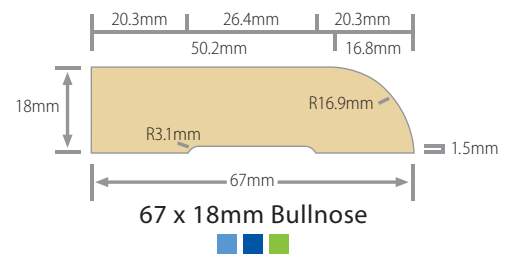
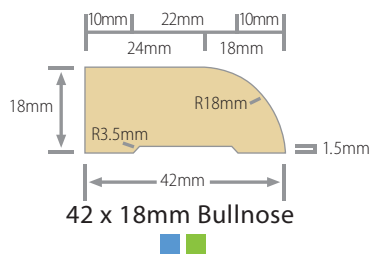
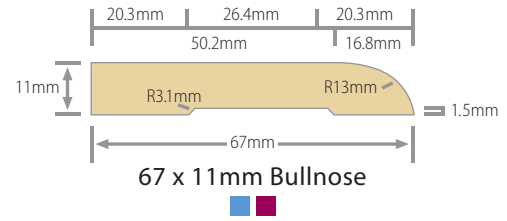
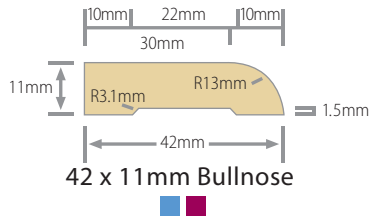
15mm Single Bevel



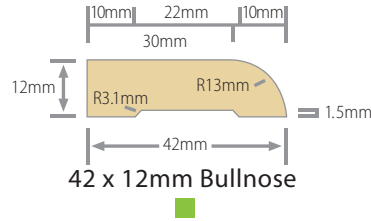
18mm Single Bevel



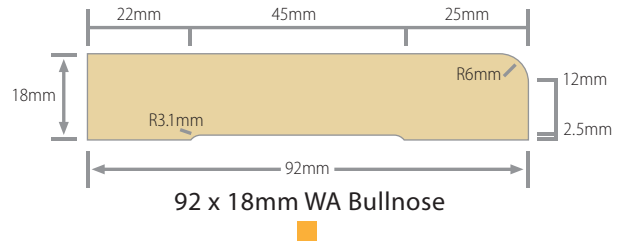
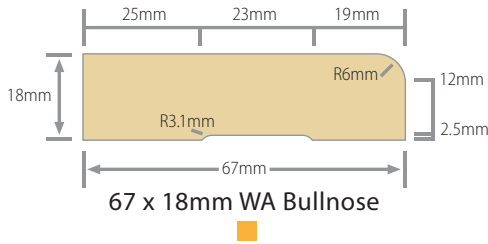
Bullnose



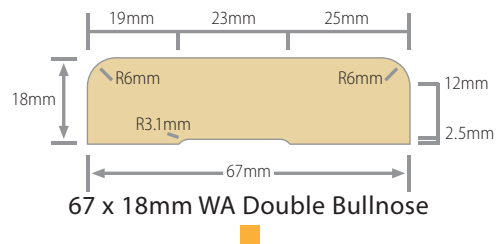
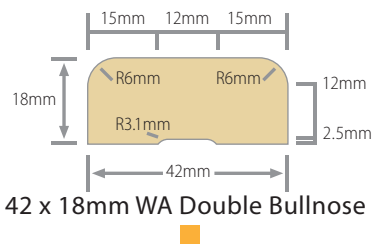
SA Bullnose



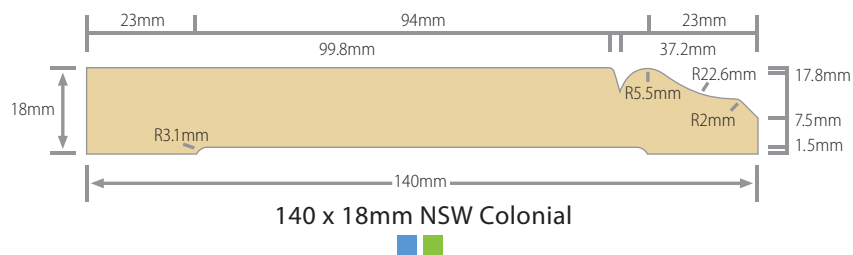
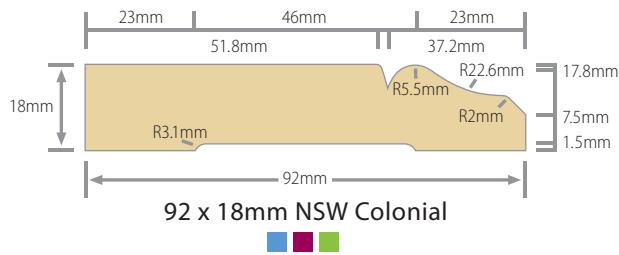
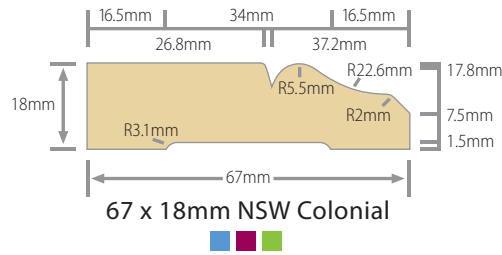
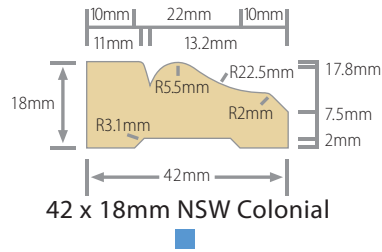
WA Bullnose



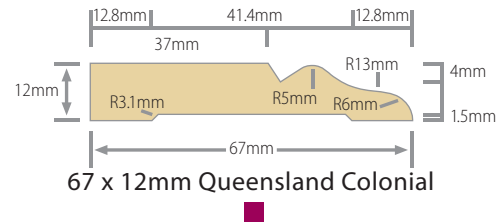
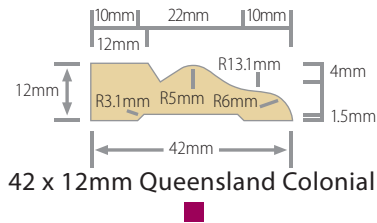
WA Double Bullnose



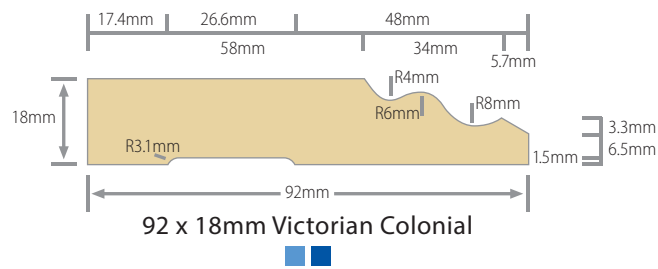
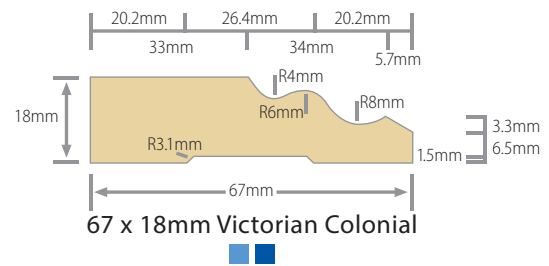
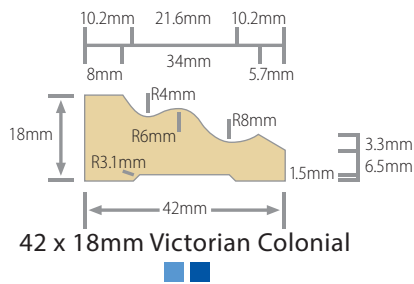
NSW Colonial



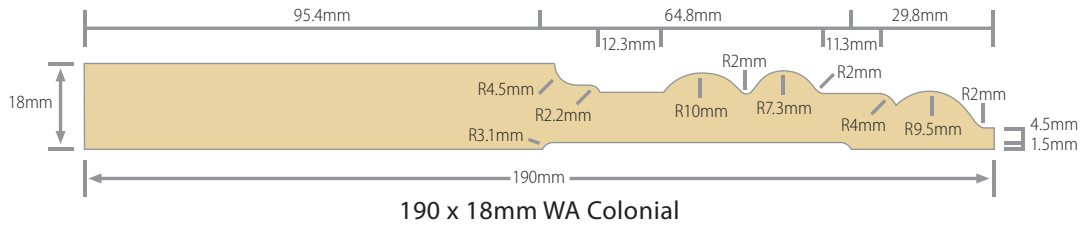
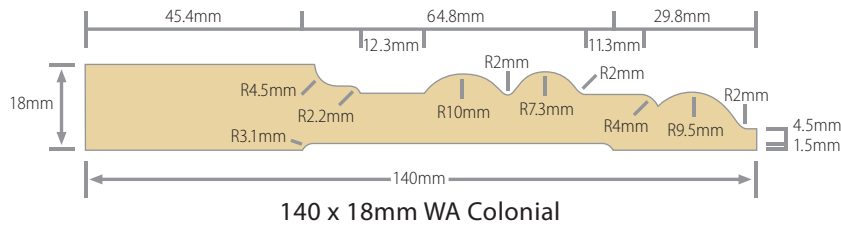
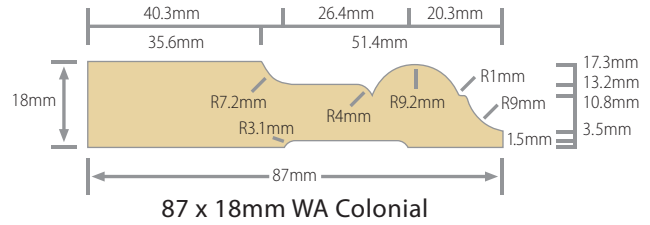
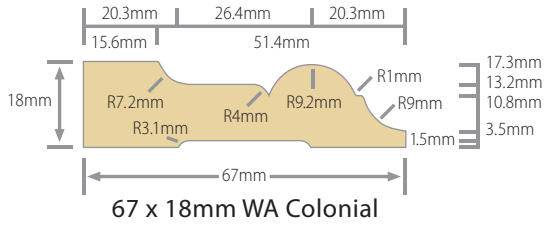
Queensland Colonial



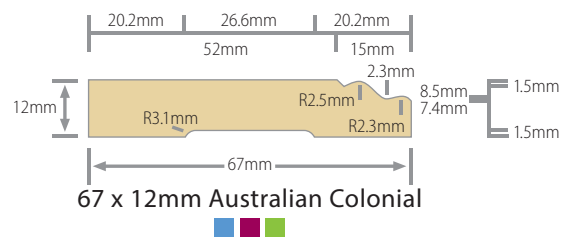
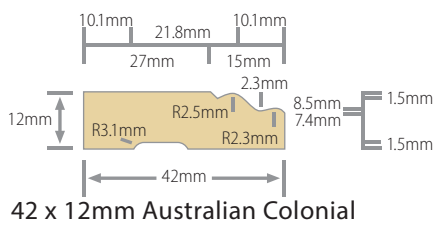
Victorian Colonial



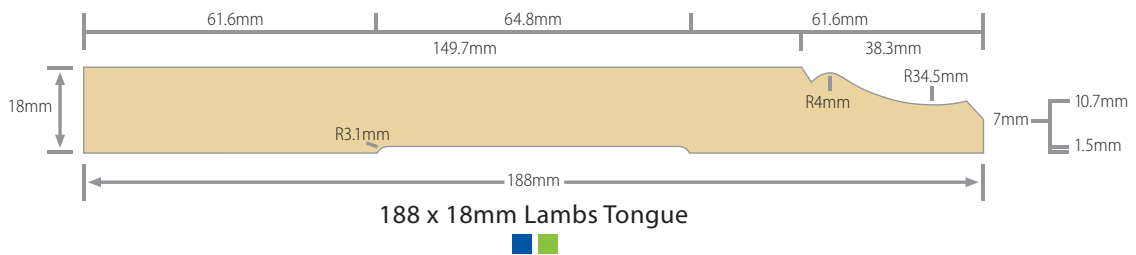
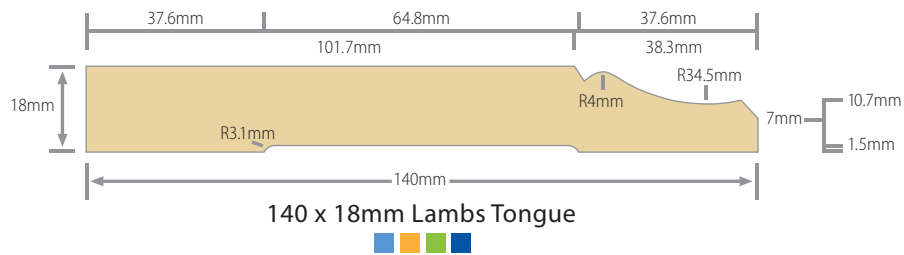
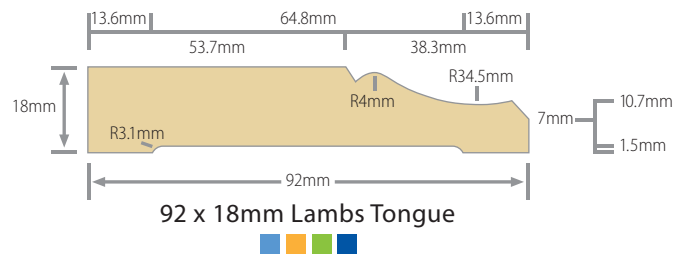
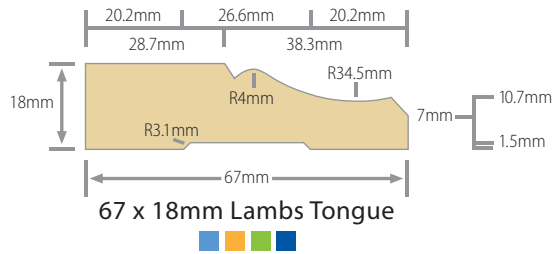
WA Colonial



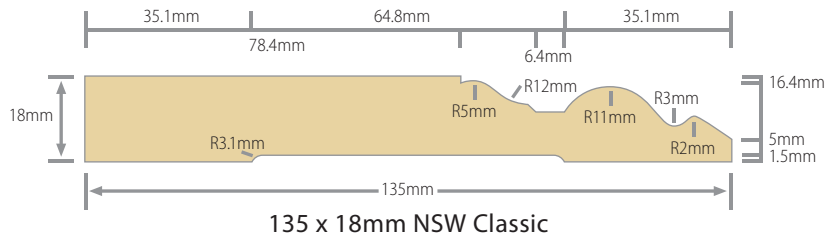
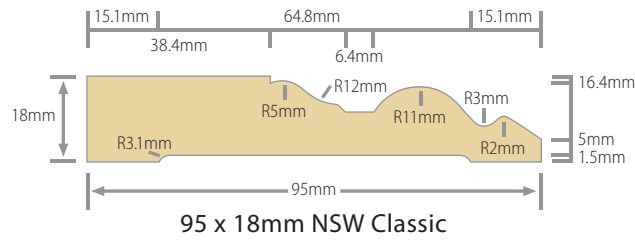
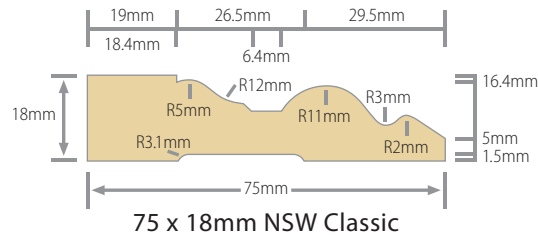
Australian Colonial



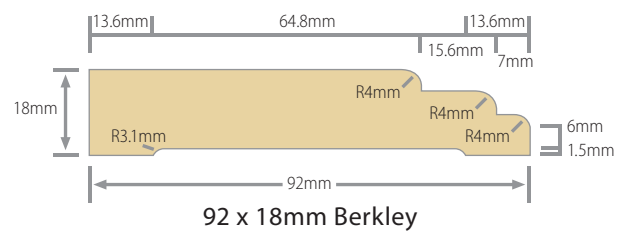
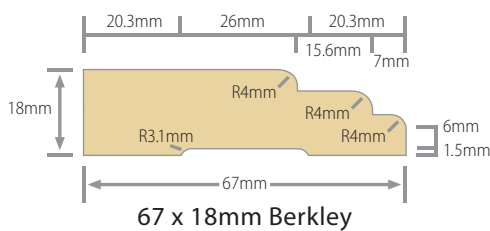
Lambs Tongue



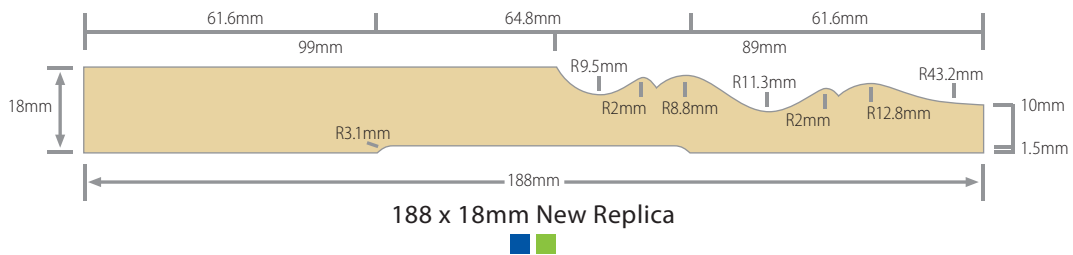
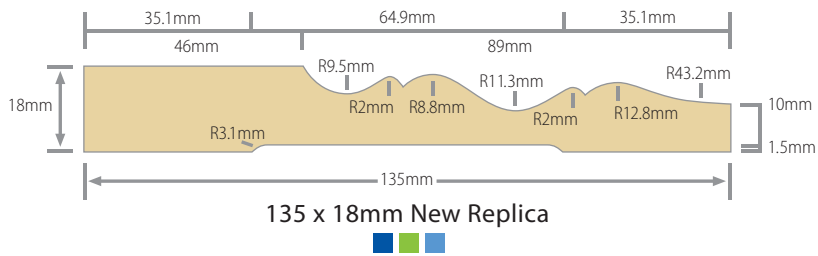
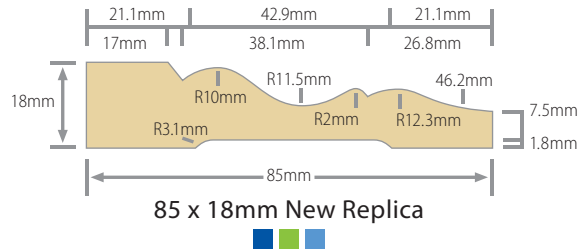
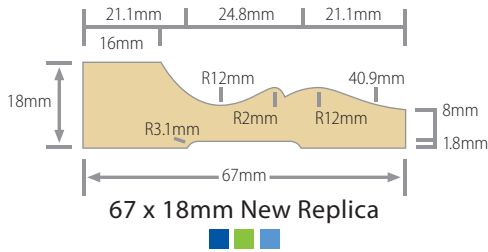
NSW Classic



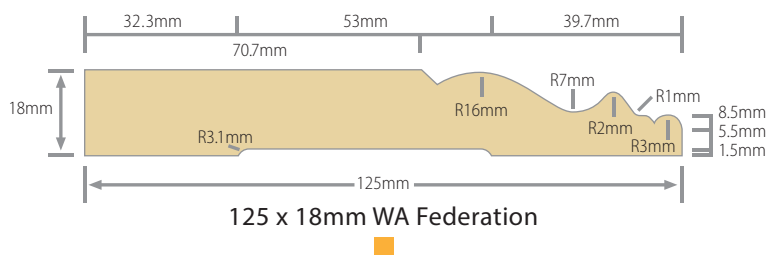
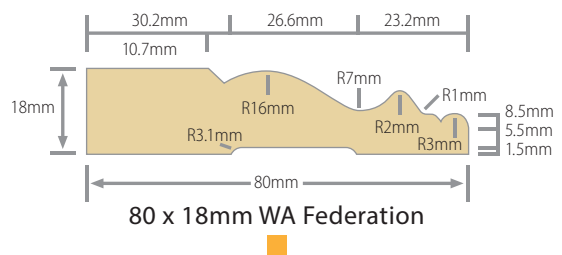
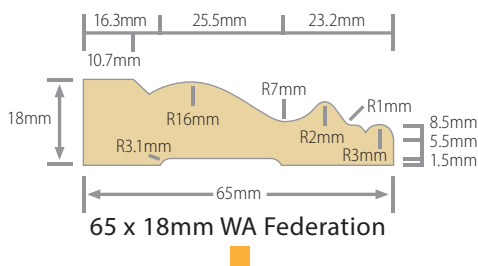
Berkley



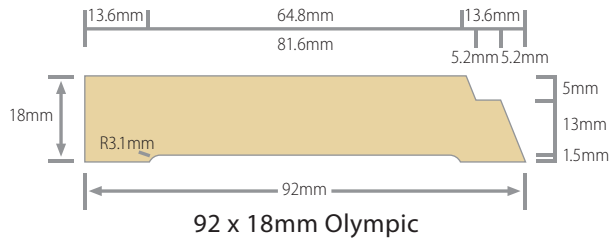
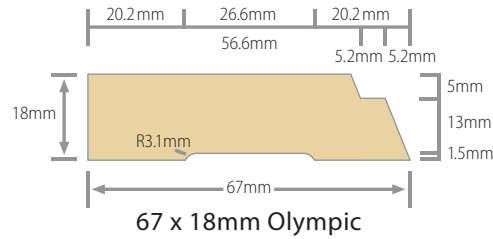
New Replica




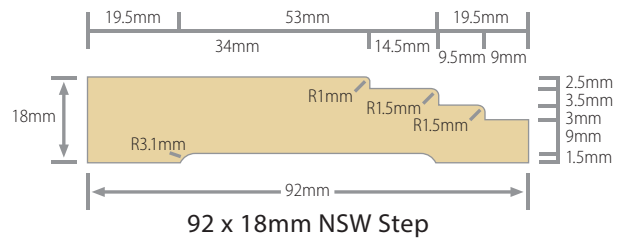
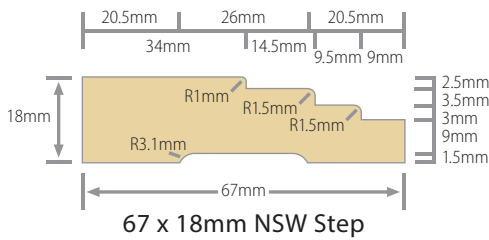
WA Federation



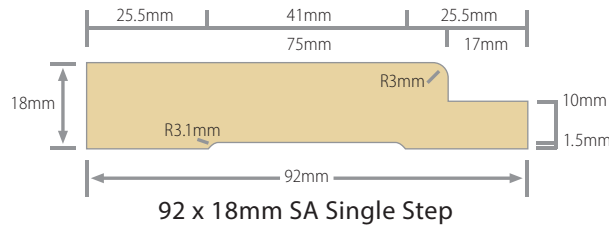

Olympic



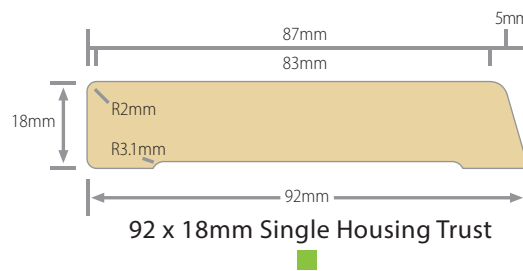
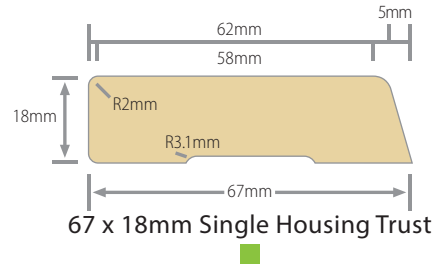
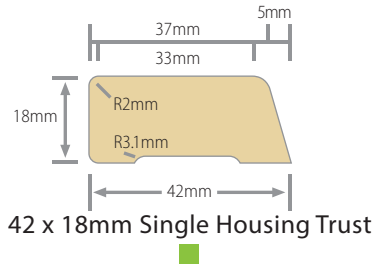
NSW Step



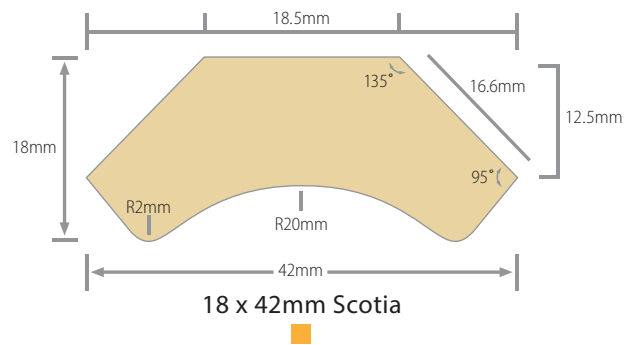
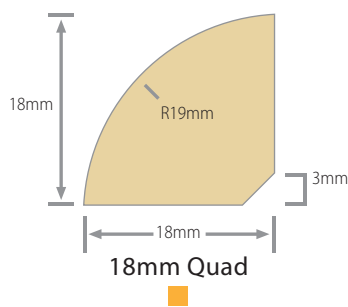
SA Single Step



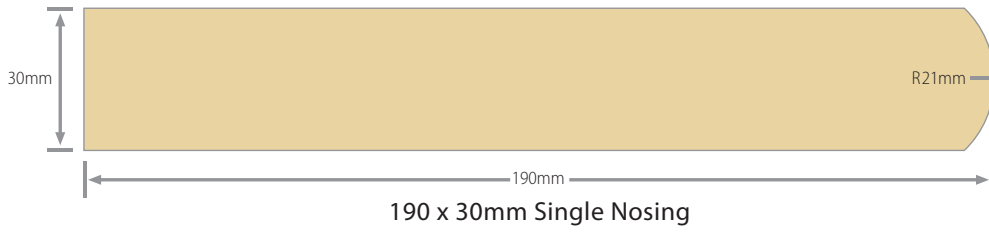
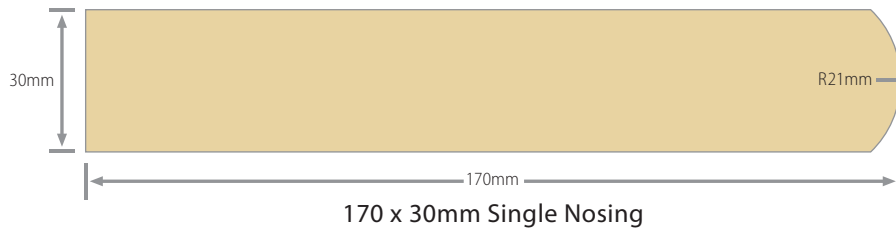
Single Housing Trust




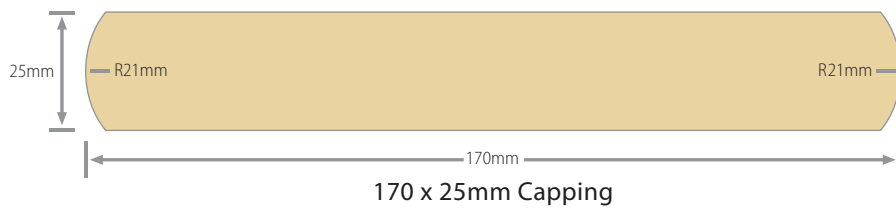
Small End Section Mouldings



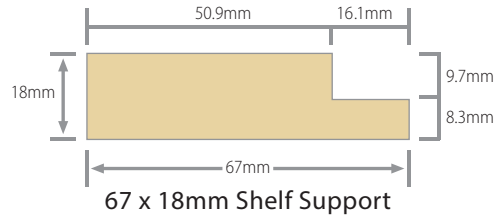
Single Nosing



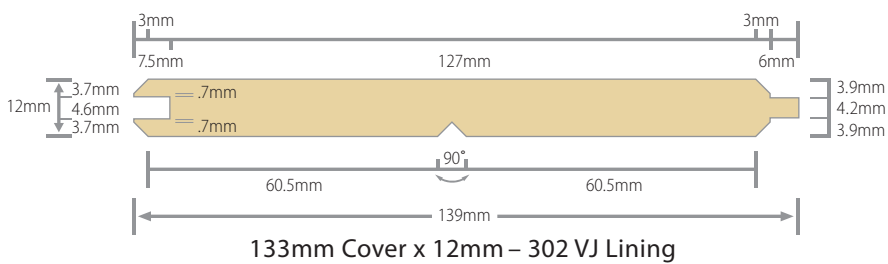
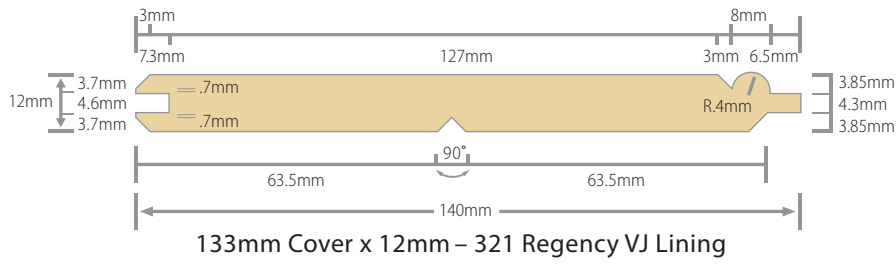
Capping



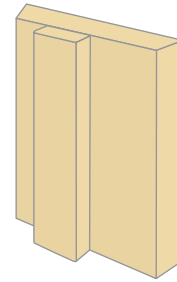
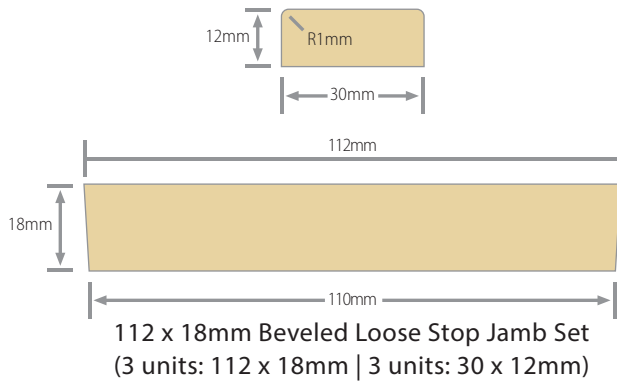
Shelf Support



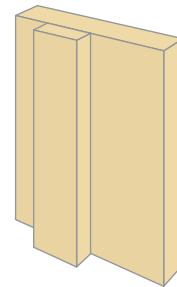
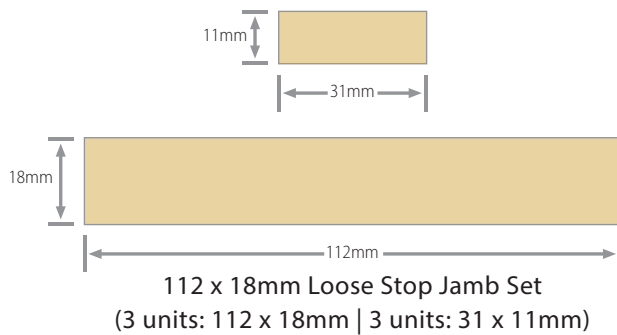
VJ Lining Board



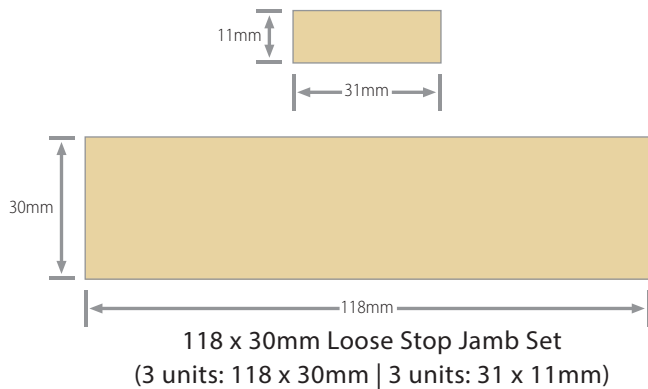
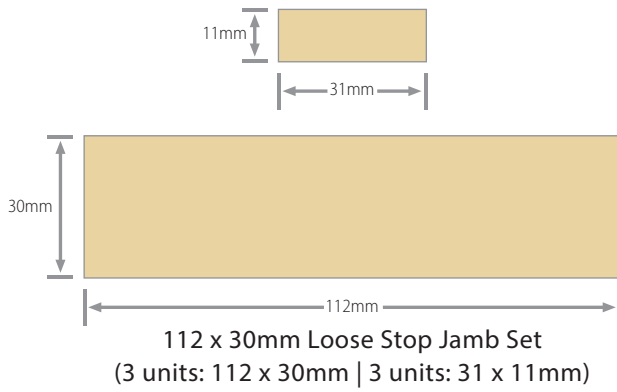
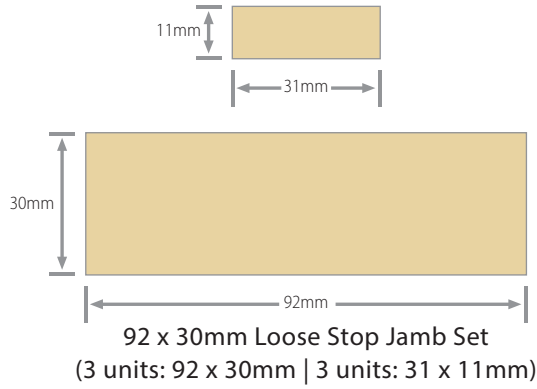
18mm Beveled Loose Stop Jamb Set



18mm Loose Stop Jamb Set



30mm Loose Stop Jamb Set





WARRANTY

This Warranty applies to Hume Doors & Timber Silktrim® products supplied for use as an internal finishing timbers / moulding product.

Warranty Period:

- 5 years from proven date of purchase.
- All inquiries relating to this Warranty must be directed to the supplier or installer in the first instance.

Hume Doors & Timber Warrants That:

At the time of delivery to the merchant or site (where applicable), Silktrim will be free from factory defects and conforms to the current Hume Doors & Timber warranted condition.

In The Event of Proven Product Failure of Silktrim® products to Meet the Warranted Condition, Subject to the Terms of This Warranty, the Following Applies:

- Hume Doors & Timber will at its discretion, supply replacement Silktrim product without charge, or refund the value of the product. The installer will be responsible for the cost of removing and installing any replacement materials.
- Other losses or damage caused by product failure are not covered.
- Hume Doors & Timber's obligations under this Warranty are limited to the replacement of defective Silktrim product or the value of the Silktrim Product. The value of the materials will be reduced pro-rata based on the remaining life of the product.
- Hume Doors & Timber reserves the right to supply other compatible materials for repair should the warranted materials no longer be supplied by Hume Doors & Timber.

This Warranty is Subject To:

- Proof of date of purchase of the product.
- Evidence of failure.
- Receipt of a written claim from the claimant either within 30 days of when the defect would have become reasonably apparent, or, if the defect was reasonably apparent prior to installation, then the claim must be made prior to installation. The claim must include full details of the alleged defect, including a copy of the proof of purchase. Any claim is subject to inspection by Hume Doors & Timber before any remedial action is undertaken.
- Evidence satisfactory to Hume Doors & Timber that all storage, handling and maintenance requirements (as advised by Hume Doors & Timber) has been carried out.
- The Warranty does not cover failure or problems caused by defective use, failure relating to improper design of the project structure, structural failure, settlement, movement of materials to which the product is attached or dependent on, acts of God including but not limited to earthquakes, cyclones, floods or other severe weather conditions, inadequate maintenance, growth of mould, mildew, fungi, bacteria or any organism on any product, or has acts or omissions of a third party over whom Hume Doors & Timber has no control.
- The Warranty does not cover product failure arising from the failure to follow Hume Doors & Timber design, installation, storage, handling or maintenance advice.
- Normal wear and tear is excluded from this Warranty.

CONTACT DETAILS



HUME DOORS
& TIMBER

QUEENSLAND



HUME DOORS & TIMBER (QLD) PTY LTD

ABN 25 009 994 996

86–92 Mudgee Street, Kingston QLD 4114
PO Box 2243, Logan City D.C. Qld 4114
P | 07 3489 6200
E | sales@humedoorsqld.com.au

Cairns Branch

4-6 Ponzo Street, Woree, QLD 4868
P | 07 4041 2099
E | hdtcairns@humedoorsqld.com.au

Sunshine Coast Branch

14 Junction Drive, Coolum Beach Qld 4573
P | 07 5446 2640
E | ncsales@humedoorsqld.com.au

Northern Territory Branch

3 Adams Road (Cnr Beresford),
Yarrowonga NT 0830
P | 08 8932 3733
E | hdtnt@humedoorsqld.com.au

NEW SOUTH WALES



HUME DOORS & TIMBER – (AUST) PTY LTD

ABN 39 001 472 493

Sydney Office & Showroom

120 Hume Highway, Lansvale NSW 2166
PO Box 333, Cabramatta NSW 2166
P | 02 9794 1111
E | info@humedoors.com.au

Port Macquarie Branch

No.2 Belah Road, Port Macquarie
NSW 2444
P | 02 6581 0011
E | pmsales@humedoors.com.au

Newcastle Branch

5 Hartley Drive, Thornton, NSW 2322
P | 02 4966 8880
E | nclsales@humedoors.com.au

VICTORIA



HUME DOORS & TIMBER (VIC) PTY LTD

ABN 87 006 329 906

33 Remington Drive, South Dandenong VIC 3175
PO Box 4236, South Dandenong VIC 3164
P | 03 9799 6888
E | hdtvic@humedoors.com.au

Tasmanian Branch

5 Hudson Fysh Drive, Western Junction
Tasmania 7212
PO Box 393, Prospect Tasmania 7250
P | 03 6774 9100
E | tassales@humedoors.com.au

SOUTH AUSTRALIA



HUME DOORS & TIMBER (SA) PTY LTD

ABN 34 007 512 209

89 Heaslip Road, Burton SA 5110
PO Box 2037, Salisbury Downs SA 5108
P | 08 8280 2000
E | hdtisa@humedoors.com.au

WESTERN AUSTRALIA



HUME DOORS & TIMBER (WA) PTY LTD

ABN 62 009 421 569

75 Briggs Street, Carlisle WA 6101
PO Box 118, Welshpool WA 6986
P | 08 9470 1800
E | hdtwa@humedoors.com.au

“Disclaimer: Hume Doors & Timber reserves the right to alter or amend without prior notice, any data, dimensions and design details specified herein. Photographs or illustrations may not depict the exact design or specification and may vary to the actual product. Timber is a natural material and colour, texture and grain variation can occur. These are not considered defects. Timber products are supplied unfinished unless otherwise specified.”